


2015

(FYE 10/1/15 TO 9/30/16)

Mantua Township Municipal  
Utilities  
Authority Budget

[www.mantuamua.com](http://www.mantuamua.com)

Department Of



Community  
Affairs

Division of Local Government Services

# **2015 AUTHORITY BUDGET**

## **Certification Section**

**2015**

**MANTUA TOWNSHIP MUNICIPAL UTILITIES  
AUTHORITY BUDGET**

**FISCAL YEAR: FROM OCTOBER 1, 2015 TO SEPTEMBER 30, 2016**

**For Division Use Only**

**CERTIFICATION OF APPROVED BUDGET**

*It is hereby certified that the approved Budget made a part hereof complies with the requirements of law and the rules and regulations of the Local Finance Board, and approval is given pursuant to N.J.S.A. 40A:5A-11.*

*State of New Jersey  
Department of Community Affairs  
Director of the Division of Local Government Services*

By: \_\_\_\_\_ Date: \_\_\_\_\_

**CERTIFICATION OF ADOPTED BUDGET**

*It is hereby certified that the adopted Budget made a part hereof has been compared with the approved Budget previously certified by the Division, and any amendments made thereto. This adopted Budget is certified with respect to such amendments and comparisons only.*

*State of New Jersey  
Department of Community Affairs  
Director of the Division of Local Government Services*

By: \_\_\_\_\_ Date: \_\_\_\_\_

# 2015 PREPARER'S CERTIFICATION

## MANTUA TOWNSHIP MUNICIPAL UTILITIES

### AUTHORITY BUDGET

**FISCAL YEAR:** FROM: OCTOBER 1, 2015 **TO:** SEPTEMBER 30, 2016

It is hereby certified that the Authority Budget, including both the Annual Budget and the Capital Budget/Program annexed hereto, represents the members of the governing body's resolve with respect to statute in that: all estimates of revenue are reasonable, accurate and correctly stated; all items of appropriation are properly set forth; and in itemization, form and content, the budget will permit the exercise of the comptroller function within the Authority.

It is further certified that all proposed budgeted amounts and totals are correct. Also, I hereby provide reasonable assurance that all assertions contained herein are accurate and all required schedules are completed and attached.

Preparer's Signature:			
Name:	Stephen P. Testa, CPA, RMA for Romano, Hearing, Testa & Knorr		
Title:	Financial Services Consultant		
Address:	150 S. Main Road Vineland, New Jersey 08360		
Phone Number:	856.692.9100 Ext. 103	Fax Number:	856.794.8862
E-mail address	stesta@rhtservices.com		

# 2015 APPROVAL CERTIFICATION

## MANTUA TOWNSHIP MUNICIPAL UTILITIES

### AUTHORITY BUDGET

**FISCAL YEAR: FROM:** OCTOBER 1, 2015 **TO:** SEPTEMBER 30, 2016

It is hereby certified that the Authority Budget, including all schedules appended hereto, are a true copy of the Annual Budget and Capital Budget/Program approved by resolution by the governing body of the Mantua Township Municipal Utilities Authority, at an open public meeting held pursuant to N.J.A.C. 5:31-2.3, on the 26th day of July, 2015.

It is further certified that the recorded vote appearing in the resolution represents not less than a majority of the full membership of the governing body thereof.

Officer's Signature:			
Name:	Thomas D. Gregg, Jr.		
Title:	Secretary		
Address:	397 Main Street Mantua, NJ 08051		
Phone Number:	(856) 468-1111	Fax Number:	(856) 464-0034
E-mail address			

# INTERNET WEBSITE CERTIFICATION

<b>Authority's Web Address:</b>	www.mantuamua.com
---------------------------------	-------------------

All authorities shall maintain either an Internet website or a webpage on the municipality's or county's Internet website. The purpose of the website or webpage shall be to provide increased public access to the authority's operations and activities. N.J.S.A. 40A:5A-17.1 requires the following items to be included on the Authority's website at a minimum for public disclosure. Check the boxes below to certify the Authority's compliance with N.J.S.A. 40A:5A-17.1.

- A description of the Authority's mission and responsibilities
- Commencing with 2013, the budgets for the current fiscal year and immediately preceding two prior years
- The most recent Comprehensive Annual Financial Report (Unaudited) or similar financial information
- Commencing with 2012, the annual audits of the most recent fiscal year and immediately two prior years
- The Authority's rules, regulations and official policy statements deemed relevant by the governing body of the authority to the interests of the residents within the authority's service area or jurisdiction
- Notice posted pursuant to the "Open Public Meetings Act" for each meeting of the Authority, setting forth the time, date, location and agenda of each meeting
- Beginning January 1, 2013, the approved minutes of each meeting of the Authority including all resolutions of the board and their committees; for at least three consecutive fiscal years
- The name, mailing address, electronic mail address and phone number of every person who exercises day-to-day supervision or management over some or all of the operations of the Authority
- A list of attorneys, advisors, consultants and any other person, firm, business, partnership, corporation or other organization which received any remuneration of \$17,500 or more during the preceding fiscal year for any service whatsoever rendered to the Authority.

It is hereby certified by the below authorized representative of the Authority that the Authority's website or webpage as identified above complies with the minimum statutory requirements of N.J.S.A. 40A:5A-17.1 as listed above. A check in each of the above boxes signifies compliance.

Name of Officer Certifying compliance

Heather L. Pool

Title of Officer Certifying compliance

Chairperson

Signature

\_\_\_\_\_

**RESOLUTION #2015-23**

**2015 AUTHORITY BUDGET RESOLUTION  
MANTUA TOWNSHIP MUNICIPAL UTILITIES AUTHORITY**

**FISCAL YEAR: FROM: OCTOBER 1, TO: SEPTEMBER**  
2015 30, 2016

WHEREAS, the Annual Budget and Capital Budget for the Mantua Township Municipal Utilities Authority for the fiscal year beginning, October 1, 2015 and ending, September 30, 2016 has been presented before the governing body of the Mantua Township Municipal Utilities Authority at its open public meeting of July 26, 2015; and

WHEREAS, the Annual Budget – **Sewer Operation** as introduced reflects Total Revenues of \$1,938,333, Total Appropriations, including any Accumulated Deficit if any, of \$ 2,170,212 and Total Unrestricted Net Position utilized of \$231,879; and

WHEREAS, the Capital Budget – **Sewer Operation** as introduced reflects Total Capital Appropriations of \$213,000 and Total Unrestricted Net Position planned to be utilized as funding thereof, of \$-0-; and

WHEREAS, the Annual Budget – **Water Operation** as introduced reflects Total Revenues of \$2,090,795, Total Appropriations, including any Accumulated Deficit if any, of \$2,173,896 and Total Unrestricted Net Position utilized of \$83,101; and

WHEREAS, the Capital Budget – **Water Operation** as introduced reflects Total Capital Appropriations of \$1,681,000 and Total Unrestricted Net Position planned to be utilized as funding thereof, of \$-0-; and

WHEREAS, the schedule of rates, fees and other charges in effect will produce sufficient revenues, together with all other anticipated revenues to satisfy all obligations to the holders of bonds of the Authority, to meet operating expenses, capital outlays, debt service requirements, and to provide for such reserves, all as may be required by law, regulation or terms of contracts and agreements; and

WHEREAS, the Capital Budget/Program, pursuant to N.J.A.C. 5:31-2, does not confer any authorization to raise or expend funds; rather it is a document to be used as part of the said Authority's planning and management objectives. Specific authorization to expend funds for the purposes described in this section of the budget, must be granted elsewhere; by bond resolution, by a project financing agreement, by resolution appropriating funds from the Renewal and Replacement Reserve or other means provided by law.

NOW, THEREFORE BE IT RESOLVED, by the governing body of the Mantua Township Municipal Utilities Authority, at an open public meeting held on July 26, 2015 that the Annual Budget, including all related schedules, and the Capital Budget/Program of the Mantua Township Municipal Utilities Authority for the fiscal year beginning, October 1, 2015 and ending, September 30, 2016 is hereby approved; and

BE IT FURTHER RESOLVED, that the anticipated revenues as reflected in the Annual Budget are of sufficient amount to meet all proposed expenditures/expenses and all covenants, terms and provisions as stipulated in the said Authority's outstanding debt obligations, capital lease arrangements, service contracts, and other pledged agreements; and

BE IT FURTHER RESOLVED, that the governing body of the Mantua Township Municipal Utilities Authority will consider the Annual Budget and Capital Budget/Program for adoption on September 22, 2015.

\_\_\_\_\_  
(Secretary's Signature)

\_\_\_\_\_  
(Date)

Governing Body  
Member:

Recorded Vote

		Aye	Nay	Abstain	Absent
Heather Pool	Chairperson				
Charles W. Burkett	Vice Chairman				
Robert Pote	Treasurer				
Thomas D. Gregg, Jr.	Secretary				
Vincent Voltaggio	Engineering Coordinator				
Mario Diliscandro	Alternate #1				





# 2015 ADOPTED BUDGET RESOLUTION

## MANTUA TOWNSHIP MUNICIPAL UTILITIES AUTHORITY

**FISCAL YEAR: FROM: TO:**

WHEREAS, the Annual Budget and Capital Budget/Program for the Mantua Township Municipal Utilities Authority for the fiscal year beginning October 1, 2015 and ending, September 30, 2016 has been presented for adoption before the governing body of the Mantua Township Municipal Utilities Authority at its open public meeting of \_\_\_\_\_; and

WHEREAS, the Annual Budget and Capital Budget as presented for adoption reflects each item of revenue and appropriation in the same amount and title as set forth in the introduced and approved budget, including all amendments thereto, if any, which have been approved by the Director of the Division of Local Government Services; and

WHEREAS, the Annual Budget as presented for adoption reflects Total Revenues of \$ \_\_\_\_\_, Total Appropriations, including any Accumulated Deficit, if any, of \$ \_\_\_\_\_ and Total Unrestricted Net Position utilized of \$ \_\_\_\_\_; and

WHEREAS, the Capital Budget as presented for adoption reflects Total Capital Appropriations of \$ \_\_\_\_\_ and Total Unrestricted Net Position planned to be utilized of \$ \_\_\_\_\_; and

NOW, THEREFORE BE IT RESOLVED, by the governing body of Mantua Township Municipal Utilities Authority, at an open public meeting held on \_\_\_\_\_ that the Annual Budget and Capital Budget/Program of the Mantua Township Municipal Utilities Authority for the fiscal year beginning, October 1, 2015 and, ending, September 30, 2016 is hereby adopted and shall constitute appropriations for the purposes stated; and

BE IT FURTHER RESOLVED, that the Annual Budget and Capital Budget/Program as presented for adoption reflects each item of revenue and appropriation in the same amount and title as set forth in the introduced and approved budget, including all amendments thereto, if any, which have been approved by the Director of the Division of Local Government Services.

\_\_\_\_\_  
(Secretary's Signature)

\_\_\_\_\_  
(Date)

Governing Body  
Member:

Recorded Vote

		Aye	Nay	Abstain	Absent
Heather Pool	Chairman				
Charles W. Burkett	Vice Chairman				
Robert Pote	Treasurer				
Thomas D. Gregg, Jr.	Secretary				
Vincent Voltaggio	Engineering Coordinator				
Mario Dilisciandro	Alternate #1				

# **2015 AUTHORITY BUDGET**

## **Narrative and Information Section**

# 2015 AUTHORITY BUDGET MESSAGE & ANALYSIS

## MANTUA TOWNSHIP MUNICIPAL UTILITIES

### AUTHORITY BUDGET

FISCAL YEAR: FROM: OCTOBER 1, TO: SEPTEMBER  
2015 30, 2016

*Answer all questions below. Attach additional pages and schedules as needed.*

1. Complete a brief statement on the 2015 proposed Annual Budget and make comparison to the 2014 adopted budget for each operation. Explain any variances over +/-10% for each line item by operation. Explanations of variances should include a description of the reason for the increase/decrease in the budgeted line item, not just an indication of the amount and percent of the change. Attach any supporting documentation that will help to explain the reason for the increase/decrease in the budgeted line item. For example, if anticipated service charges have increased 15% due to an increase in rates, provide a copy of the resolution authorizing the rate increase.

**See continuation sheet attached.**

2. Complete a brief statement on the impact the proposed Annual Budget will have on Anticipated Revenues, especially service charges and on the general purpose/component unit financial statements. Explain significant increases or decreases, if any. An increase or decrease is considered significant if it is over +/-10% from the current year adopted budget.

**Service charge rates are not anticipated to increase in the proposed budget.**

3. Describe the state of the local/regional economy and how it may impact the proposed Annual Budget, including the planned Capital Budget/Program.

**The local economy is stable and should have no impact on the proposed budget.**

4. Describe the reasons for utilizing Unrestricted Net Position in the proposed Annual Budget, i.e. rate stabilization, debt service reduction, to balance the budget, etc. If the Authority's budget anticipates a use of Unrestricted Net Position, this question must be answered.

**Unrestricted Net Position is being utilized for the appropriation to the Township, and to balance the Sewer Operation Budget.**

5. Identify any sources of funds transferred to the County/Municipality as a budget subsidy or a shared service and explain the reason for the transfer (i.e.: to balance the County/Municipality budget, etc.).

**Source of the budgeted transfer to the Township of Mantua is Unrestricted Net Position. It is the Authority's understanding that the Township of Mantua includes the above mentioned funds as anticipated revenue in its budget.**

6. The proposed budget must not reflect an anticipated deficit from 2015 operations. If there exists an accumulated deficit from prior years' budgets (and funding is included in the proposed budget as a result of a prior deficit) explain the funding plan to eliminate said deficit (N.J.S.A. 40A:5A-12). If the Authority has a net deficit reported in its most recent audit, it must provide a deficit reduction plan in response to this question.

**Not Applicable.**

7. Attach a schedule of the Authority's existing rate structure (connection fees, parking fees, service charges, etc.) and a schedule of the proposed rate structure for the upcoming fiscal year. Explain any proposed changes in the rate structure and attach the resolution approving the change in the rate structure, if applicable.

**See attached schedule of the Authority's rates. There are no planned increases at this time.**

8. Attach a copy of the Authority's most recent Annual Operating Data submission to the Municipal Securities Rulemaking Board's Electronic Municipal Marketplace Access (EMMA) under the Authority's Continuing Disclosure Agreements for any debt issuances outstanding. Examples of Annual Operating Data may include sewer and water billings; parking rents and collections; number of customers; number of available parking spaces; etc. See Local Finance Notice 2014-9 for more information.

**See attached.**

**2015 AUTHORITY BUDGET MESSAGE & ANALYSIS (Continued)**  
**MANTUA TOWNSHIP MUNICIPAL UTILITIES**  
**AUTHORITY BUDGET**

**FISCAL YEAR: FROM: OCTOBER 1, TO: SEPTEMBER**  
**2015 30, 2016**

- 1. The Authority was very conservative in budgeting non-service charge revenues due to the variable nature of such revenues. This accounted for the decrease in budgeted connection fees and other operating revenues. Overall however there is only a minor (0.9%) change in the Authority's revenues.**

**With respect to appropriations:**

**Administration-Other costs are projected to increase primarily as a result of increased work in the professional services area, including outsourcing the accounting function, which essentially moves the cost from salaries to other costs, as well as additional engineering, legal and control system costs.**

**Principal payments in lieu of Depreciation is anticipated to decrease by \$411,511 due to two of the Authority's bond issues being fully paid in the current fiscal year. Total interest payments on debt also reflects a decrease because of the debt reduction.**

**The Township Appropriation is higher in the proposed budget as it reflects the full 5% permitted by statute whereas the prior year did not reflect the full 5%.**

# AUTHORITY CONTACT INFORMATION

## 2015

Please complete the following information regarding this Authority. All information requested below must be completed.

<b>Name of Authority:</b>	Mantua Township Municipal Utilities Authority		
Address:	397 Main Street		
City, State, Zip:	Mantua	NJ	08051
Phone: (ext.)	(856) 468-1111	Fax:	(856) 464-0034

<b>Preparer's Name:</b>	Stephen P. Testa, CPA, RMA for Romano, Hearing, Testa & Knorr, Financial Services Consultant		
Preparer's Address:	150 S. Main Road		
City, State, Zip:	Vineland	NJ	08360
Phone: (ext.)	(856) 692-9100 Ext. 103	Fax:	856-794-8862
E-mail:	stesta@rhtservices.com		

<b>Chief Executive Officer:</b>	William M. Krebs, Executive Director		
Phone: (ext.)	(856) 468-1111	Fax:	(856) 464-0034
E-mail:	bkrebs@mantuamua.com		

<b>Chief Financial Officer:</b>	William M. Krebs, Executive Director		
Phone: (ext.)	(856) 468-1111	Fax:	(856) 464-0034
E-mail:	bkrebs@mantuamua.com		

<b>Name of Auditor:</b>	Nina S. Sorelle		
Name of Firm:	Bowman & Company, LLP		
Address:	6 N. Broad Street, Suite 201		
City, State, Zip:	Woodbury	NJ	08096
Phone: (ext.)	(856) 853-0440	Fax:	(856) 845-4128
E-mail:	nsorelle@bowmanllp.com		

# AUTHORITY INFORMATIONAL QUESTIONNAIRE

## MANTUA TOWNSHIP MUNICIPAL UTILITIES AUTHORITY

FISCAL YEAR: FROM: OCTOBER 1, TO: SEPTEMBER  
2015 30, 2016

Answer all questions below completely and attach additional information as required.

- 1) Provide the number of individuals employed in calendar year 2014 as reported on the Authority's Form W-3, Transmittal of Wage and Tax Statements: 17
- 2) Provide the amount of total salaries and wages for calendar year 2014 as reported on the Authority's Form W-3, Transmittal of Wage and Tax Statements: \$639,232 (Box 16 State Wages)
- 3) Provide the number of regular voting members of the governing body: 5
- 4) Provide the number of alternate voting members of the governing body: 2 (However, one seat is vacant)
- 5) Did any person listed on Page N-4 have a family or business relationship with any other person listed on Page N-4 during the current fiscal year? **No** If "yes," attach a description of the relationship including the names of the individuals involved and their positions at the Authority.
- 6) Did all individuals that were required to file a Financial Disclosure Statement for the current fiscal year because of their relationship with the Authority file the form as required? **Yes** If "no," provide a list of those individuals who failed to file a Financial Disclosure Statement and an explanation as to the reason for their failure to file.
- 7) Does the Authority have any amounts receivable from current or former commissioners, officers, key employees or highest compensated employees? **No** If "yes," attach a list of those individuals, their position, the amount receivable, and a description of the amount due to the Authority.
- 8) Was the Authority a party to a business transaction with one of the following parties:
  - a. A current or former commissioner, officer, key employee, or highest compensated employee? **No**
  - b. A family member of a current or former commissioner, officer, key employee, or highest compensated employee? **No**
  - c. An entity of which a current or former commissioner, officer, key employee, or highest compensated employee (or family member thereof) was an officer or direct or indirect owner? **No**If the answer to any of the above is "yes," attach a description of the transaction including the name of the commissioner, officer, key employee, or highest compensated employee (or family member thereof) of the Authority; the name of the entity and relationship to the individual or family member; the amount paid; and whether the transaction was subject to a competitive bid process.
- 9) Did the Authority during the most recent fiscal year pay premiums, directly or indirectly, on a personal benefit contract? A personal benefit contract is generally any life insurance, annuity, or endowment contract that benefits, directly or indirectly, the transferor, a member of the transferor's family, or any other person designated by the transferor. **No** If "yes," attach a description of the arrangement, the premiums paid, and indicate the beneficiary of the contract.
- 10) Explain the Authority's process for determining compensation for all persons listed on Page N-4. Include whether the Authority's process includes any of the following: 1) review and approval by the commissioners or a committee thereof; 2) study or survey of compensation data for comparable positions in similarly sized entities; 3) annual or periodic performance evaluation; 4) independent compensation consultant; and/or 5) written employment contract. **See Below**

**The compensation for all Board members was established by Ordinance of the Township of Mantua and is currently set at \$1/year. The compensation for the Executive Director is determined by written employment contract. Such contracts are reviewed and approved by the Authority's Board.**

- 11) Did the Authority pay for meals or catering during the current fiscal year? **No** If "yes," attach a detailed list of all meals and/or catering invoices for the current fiscal year and provide an explanation for each expenditure listed.

**AUTHORITY INFORMATIONAL QUESTIONNAIRE  
(CONTINUED)  
MANTUA TOWNSHIP MUNICIPAL UTILITIES  
AUTHORITY**

**FISCAL YEAR: FROM: OCTOBER 1, TO: SEPTEMBER**  
2015 30, 2016

- 12) Did the Authority pay for travel expenses for any employee or individual listed on Page N-4? **No** If “yes,” attach a detailed list of all travel expenses for the current fiscal year and provide an explanation for each expenditure listed.
- 13) Did the Authority provide any of the following to or for a person listed on Page N-4 or any other employee of the Authority:
- a. First class or charter travel **No**
  - b. Travel for companions **No**
  - c. Tax indemnification and gross-up payments **No**
  - d. Discretionary spending account **No**
  - e. Housing allowance or residence for personal use **No**
  - f. Payments for business use of personal residence **No**
  - g. Vehicle/auto allowance or vehicle for personal use **Yes (See below)**.
  - h. Health or social club dues or initiation fees **No**
  - i. Personal services (i.e.: maid, chauffeur, chef) **No**
- If the answer to any of the above is “yes,” attach a description of the transaction including the name and position of the individual and the amount expended.*
- 13) g. William Krebs, Executive Director and Terry Brown, Foreman: Auto Fringe for personal use of vehicle- Amount to be determined at the end of the year.**
- 14) Did the Authority follow a written policy regarding payment or reimbursement for expenses incurred by employees and/or commissioners during the course of Authority business and does that policy require substantiation of expenses through receipts or invoices prior to reimbursement? **Yes** If “no,” attach an explanation of the Authority’s process for reimbursing employees and commissioners for expenses.
- 15) Did the Authority make any payments to current or former commissioners or employees for severance or termination? **No** If “yes,” attach explanation including amount paid.
- 16) Did the Authority make any payments to current or former commissioners or employees that were contingent upon the performance of the Authority or that were considered discretionary bonuses? **No** If “yes,” attach explanation including amount paid.
- 17) Did the Authority comply with its Continuing Disclosure Agreements for all debt issuances outstanding by submitting its audited annual financial statements, annual operating data, and notice of material events to the Municipal Securities Rulemaking Board’s Electronic Municipal Marketplace Access (EMMA) as required? **Yes** If “no,” attach a description of the Authority’s plan to ensure compliance with its Continuing Disclosure Agreements in the future.
- 18) Did the Authority receive any notices from the Department of Environmental Protection or any other entity regarding maintenance or repairs required to the Authority’s systems to bring them into compliance with current regulations and standards that it has not yet taken action to remediate? **No** If “yes,” attach explanation as to why the Authority has not yet undertaken the required maintenance or repairs and describe the Authority’s plan to address the conditions identified.
- 19) Did the Authority receive any notices of fines or assessments from the Department of Environmental Protection or any other entity due to noncompliance with current regulations (i.e.: sewer overflow, etc.)? **No** If “yes,” attach a description of the event or condition that resulted in the fine or assessment and indicate the amount of the fine or assessment.

**AUTHORITY SCHEDULE OF COMMISSIONERS, OFFICERS, KEY EMPLOYEES,  
HIGHEST COMPENSATED EMPLOYEES AND INDEPENDENT CONTRACTORS**

**MANTUA TOWNSHIP MUNICIPAL UTILITIES AUTHORITY**

**FISCAL YEAR: FROM: OCTOBER 1, TO: SEPTEMBER**  
2015 30, 2016

*Complete the attached table for all persons required to be listed per #1-4 below.*

- 1) List all of the Authority's current commissioners and officers and amount of compensation from the Authority and any other public entities as defined below. Enter zero if no compensation was paid.
- 2) List all of the Authority's key employees and highest compensated employees other than a commissioner or officer as defined below and amount of compensation from the Authority and any other public entities.
- 3) List all of the Authority's former officers, key employees and highest compensated employees who received more than \$100,000 in reportable compensation from the Authority and any other public entities during the most recent fiscal year completed.
- 4) List all of the Authority's former commissioners who received more than \$10,000 in reportable compensation from the Authority and any other public entities during the most recent fiscal year completed.

**Commissioner:** A member of the governing body of the authority with voting rights. Include alternates for purposes of this schedule.

**Officer:** A person elected or appointed to manage the authority's daily operations at any time during the year, such as the chairperson, vice-chairperson, secretary, or treasurer. For the purposes of this schedule, treat the authority's top management official and top financial official as officers. A member of the governing body may be both a commissioner and an officer for the purposes of this schedule.

**Key employee:** An employee or independent contractor of the authority (other than a commissioner or officer) who meets both of the following criteria:

- a) The individual received reportable compensation from the authority and all related entities in excess of \$150,000 for the most recent fiscal year completed; and
- b) The individual has responsibilities or influence over the authority as a whole or has power to control or determine 10% or more of the authority's capital expenditures or operating budget.

**Highest compensated employee:** One of the five highest compensated employees or independent contractors of the authority other than current commissioners, officers, or key employees whose aggregate reportable compensation from the authority and related entities is greater than \$100,000 for the most recent fiscal year completed.

**Compensation:** All forms of cash and non-cash payments or benefits provided in exchange for services, including salaries and wages, bonuses, severance payments, deferred payments, retirement benefits, fringe benefits, and other financial arrangements or transactions such as personal vehicles, meals, housing, personal and family education benefits, below-market loans, payment of personal or family travel, entertainment, and personal use of the Authority's property. Compensation includes payments and other benefits provided to both employees and independent contractors in exchange for services.

**Reportable compensation:** The aggregate compensation that is reported (or is required to be reported) on Form W-2, box 1 or 5, whichever amount is greater, and/or Form 1099-MISC, box 7, for the most recent calendar year ended 60 days before the start of the proposed budget year. For example, for fiscal years ending December 31, 2015, the calendar year 2013 W-2 and 1099 should be used (60 days prior to start of budget year is November 1, 2014, with 2013 being the most recent calendar year ended), and for fiscal years ending June 30, 2016, the calendar year 2014 W-2 and 1099 should be used (60 days prior to start of budget year is May 1, 2015, with 2014 being the most recent calendar year ended).

**Other Public Entity:** Any municipality, county, local authority, fire district, or other government unit, regardless of whether it is related in any way to the Authority either by function or by physical location.



**Authority Schedule of Commissioners, Officers, Key Employees, Highest Compensated Employees and Independent Contractors (Continued)**

Mantua Township Municipal Utilities Authority  
 For the Period October 1, 2015 to September 30, 2016

Name	Title	Average Hours per Week Dedicated to Position	Position					Reportable Compensation from Authority (W-2/ 1099)			Estimated amount of other compensation from Authority (health benefits, pension, etc.)	Total Compensation from Authority	Names of Other Public Entities where Individual is a Member of the Governing Body	Positions held at Other Public Entities Listed in Column O	Average Hours per Week Dedicated to Other Public Positions at Other Public Entities Listed in Column O	Reportable Compensation from Other Public Entities (W-2/ 1099)	Estimated amount of other compensation from Other Public Entities (health benefits, pension, payment in lieu of health benefits, etc.)	Total Compensation All Public Entities
			Commissioner	Officer	Key Employee	Highest Compensated Employee	Former	Base Salary/ Stipend	Bonus	Other (auto allowance, expense account, payment in lieu of health benefits, etc.)								
1 Heather Pool	Chairman		x					\$ 1			\$ 1	County of Glou	Deputy County Clerk		97440		\$ 97,441	
2 Charles Burkett	Vice Chairman		x					1			1						1	
3 Robert Pote	Treasurer		x					1			1						1	
4 Thomas Gregg	Secretary		x					1			1	Mantua Twp BOE	President		0		1	
5 Vince Voltaggio	Engineering Coordinator		x					1			1	County of Glou	County Engineer		126941		126,942	
6 Mario Diliscandro	Alternate #1		x					1			1						1	
7 William Krebs	Executive Directo	40		x				117,992	4,200		122,192	County of Glou	Alt Mem, Const Bd of Appea		3868		126,060	
8											-						-	
9											-						-	
10											-						-	
11											-						-	
12											-						-	
13											-						-	
14											-						-	
15											-						-	
<b>Total:</b>									\$ 117,998	\$ -	\$ 4,200	\$ -	\$ 122,192		\$ 228,249	\$ -	\$ 350,447	

Enter the total number of employees/ independent contractors who received more than \$100,000 in total reportable compensation for the most recent fiscal year completed:

1

## Schedule of Health Benefits - Detailed Cost Analysis

Mantua Township Municipal Utilities Authority  
For the Period October 1, 2015 to September 30, 2016

	# of Covered Members (Medical & Rx) Proposed Budget	Annual Cost Estimate per Employee Proposed Budget	Total Cost Estimate Proposed Budget	# of Covered Members (Medical & Rx) Current Year	Annual Cost per Employee Current Year	Total Current Year Cost	\$ Increase (Decrease)	% Increase (Decrease)
<b>Active Employees - Health Benefits - Annual Cost</b>								
Single Coverage			\$ -	0	\$ -	\$ -	\$ -	#DIV/0!
Parent & Child	1	20,792	20,792	1	18,562	18,562	2,230	12.0%
Employee & Spouse (or Partner)	1	24,232	24,232	1	21,633	21,633	2,599	12.0%
Family	8	32,337	258,693	7	28,871	202,096	56,597	28.0%
Employee Cost Sharing Contribution (enter as negative - )			(25,000)			(25,000)	-	0.0%
Subtotal	10		278,717	9		217,292	61,425	28.3%
<b>Commissioners - Health Benefits - Annual Cost</b>								
Single Coverage			-	0	-	-	-	#DIV/0!
Parent & Child			-	0	-	-	-	#DIV/0!
Employee & Spouse (or Partner)			-	0	-	-	-	#DIV/0!
Family			-	0	-	-	-	#DIV/0!
Employee Cost Sharing Contribution (enter as negative - )						-	-	#DIV/0!
Subtotal	0		-	0		-	-	#DIV/0!
<b>Retirees - Health Benefits - Annual Cost</b>								
Single Coverage	1	15,254	15,254	1	13,631	13,631	1,623	11.9%
Parent & Child			-	0	-	-	-	#DIV/0!
Employee & Spouse (or Partner)	3	33,291	99,873	3	29,721	89,164	10,709	12.0%
Family			-		-	-	-	#DIV/0!
Employee Cost Sharing Contribution (enter as negative - )						-	-	#DIV/0!
Subtotal	4		115,127	4		102,795	12,332	12.0%
<b>GRAND TOTAL</b>	<b>14</b>		<b>\$ 393,844</b>	<b>13</b>		<b>\$ 320,087</b>	<b>\$ 73,757</b>	<b>23.0%</b>

Is medical coverage provided by the SHBP (Yes or No)?

Yes

Is prescription drug coverage provided by the SHBP (Yes or No)?

Yes

## Schedule of Accumulated Liability for Compensated Absences

Mantua Township Municipal Utilities Authority  
 For the Period                      October 1, 2015                      to                      September 30, 2016

*Complete the below table for the Authority's accrued liability for compensated absences.*

*Legal Basis for Benefit  
(check applicable items)*

Individuals Eligible for Benefit	Gross Days of Accumulated Compensated Absences at beginning of Current Year	Dollar Value of Accrued Compensated Absence Liability	Approved Labor Agreement	Resolution	Individual Employment Agreement
William Krebs	20	\$ 8,350			x
Susan Novick	1	192		x	
Terry Brown	135	34,643		x	
John Pinizzotto	63	13,576		x	
Donald Bonney	155	32,309		x	
George DeMaris	76	11,737		x	
Michelle Bruner	0.5	144		x	
Diana Scaffidi	0.5	54		x	
Linda Olsen	123	26,139		x	
Scott Newman	66	25,645		x	
<b>Total liability for accumulated compensated absences at beginning of current year</b>		<b>\$ 152,789</b>			

## Schedule of Shared Service Agreements

**Mantua Township Municipal Utilities Authority**

For the Period

October 1, 2015

to

September 30, 2016

*Enter the shared service agreements that the Authority currently engages in and identify the amount that is received/paid for those services.*

Name of Entity Providing Service	Name of Entity Receiving Service	Type of Shared Service Provided	Comments (Enter more specifics if needed)	Agreement Effective Date	Agreement End Date	Amount to be Received by/ Paid from Authority
N/A						

# **2015 AUTHORITY BUDGET**

## **Financial Schedules Section**

## 2015 Budget Summary

Mantua Township Municipal Utilities Authority  
 For the Period October 1, 2015 to September 30, 2016

	<i>Proposed Budget</i>							<i>Current Year Adopted Budget</i>	<i>\$ Increase (Decrease) Proposed vs. Current Year</i>	<i>% Increase (Decrease) Proposed vs. Current Year</i>
	Sewer	Water	N/A	N/A	N/A	N/A	Total All Operations	Total All Operations	All Operations	All Operations
<b>REVENUES</b>										
Total Operating Revenues	\$ 1,938,333	\$ 2,030,795	\$ -	\$ -	\$ -	\$ -	\$ 3,969,128	\$ 3,934,748	\$ 34,380	0.9%
Total Non-Operating Revenues	-	60,000	-	-	-	-	60,000	59,875	125	0.2%
Total Anticipated Revenues	1,938,333	2,090,795	-	-	-	-	4,029,128	3,994,623	34,505	0.9%
<b>APPROPRIATIONS</b>										
Total Administration	394,370	435,632	-	-	-	-	830,002	703,898	126,104	17.9%
Total Cost of Providing Services	1,238,094	1,117,296	-	-	-	-	2,355,390	2,244,316	111,074	4.9%
Total Principal Payments on Debt Service in Lieu of Depreciation	170,000	109,092	-	-	-	-	279,092	690,603	(411,511)	-59.6%
Total Operating Appropriations	1,802,464	1,662,020	-	-	-	-	3,464,484	3,638,817	(174,333)	-4.8%
Total Interest Payments on Debt	64,625	47,775	-	-	-	-	112,400	143,806	(31,406)	-21.8%
Total Other Non-Operating Appropriations	303,123	464,101	-	-	-	-	767,224	337,941	429,283	127.0%
Total Non-Operating Appropriations	367,748	511,876	-	-	-	-	879,624	481,747	397,877	82.6%
Accumulated Deficit	-	-	-	-	-	-	-	-	-	#DIV/0!
Total Appropriations and Accumulated Deficit	2,170,212	2,173,896	-	-	-	-	4,344,108	4,120,564	223,544	5.4%
Less: Total Unrestricted Net Position Utilized	231,879	83,101	-	-	-	-	314,980	125,941	189,039	150.1%
Net Total Appropriations	1,938,333	2,090,795	-	-	-	-	4,029,128	3,994,623	34,505	0.9%
<b>ANTICIPATED SURPLUS (DEFICIT)</b>	\$ -	\$ -	\$ -	\$ -	\$ -	\$ -	\$ -	\$ -	\$ -	#DIV/0!

## 2015 Revenue Schedule

### Mantua Township Municipal Utilities Authority

For the Period      October 1, 2015      to      September 30, 2016

	Proposed Budget						Total All Operations	Current Year Adopted Budget	Proposed vs. Current Year	% Increase (Decrease)
	Sewer	Water	N/A	N/A	N/A	N/A		Total All Operations	All Operations	All Operations
<b>OPERATING REVENUES</b>										
<i>Service Charges</i>										
Residential	\$ 1,705,733	\$ 1,787,100				\$ 3,492,833	\$ 3,790,319	\$ (297,486)	-7.8%	
Business/Commercial	213,217	223,387				436,604	38,777	397,827	1025.9%	
Industrial	19,383	20,308				39,691	7,527	32,164	427.3%	
Intergovernmental						-	-	-	#DIV/0!	
Other						-	-	-	#DIV/0!	
<b>Total Service Charges</b>	<b>1,938,333</b>	<b>2,030,795</b>	-	-	-	<b>3,969,128</b>	<b>3,836,623</b>	<b>132,505</b>	<b>3.5%</b>	
<i>Connection Fees</i>										
Residential						-	30,000	(30,000)	-100.0%	
Business/Commercial						-	-	-	#DIV/0!	
Industrial						-	-	-	#DIV/0!	
Intergovernmental						-	-	-	#DIV/0!	
Other						-	-	-	#DIV/0!	
<b>Total Connection Fees</b>	-	-	-	-	-	<b>-</b>	<b>30,000</b>	<b>(30,000)</b>	<b>-100.0%</b>	
<i>Parking Fees</i>										
Meters						-	-	-	#DIV/0!	
Permits						-	-	-	#DIV/0!	
Fines/Penalties						-	-	-	#DIV/0!	
Other						-	-	-	#DIV/0!	
<b>Total Parking Fees</b>	-	-	-	-	-	<b>-</b>	<b>-</b>	<b>-</b>	<b>#DIV/0!</b>	
<i>Other Operating Revenues (List)</i>										
Delinquent Penalties						-	60,000	(60,000)	-100.0%	
Miscellaneous						-	8,125	(8,125)	-100.0%	
						-	-	-	#DIV/0!	
						-	-	-	#DIV/0!	
<b>Total Other Revenue</b>	-	-	-	-	-	<b>-</b>	<b>68,125</b>	<b>(68,125)</b>	<b>-100.0%</b>	
<b>Total Operating Revenues</b>	<b>1,938,333</b>	<b>2,030,795</b>	<b>-</b>	<b>-</b>	<b>-</b>	<b>3,969,128</b>	<b>3,934,748</b>	<b>34,380</b>	<b>0.9%</b>	
<b>NON-OPERATING REVENUES</b>										
<i>Grants &amp; Entitlements (List)</i>										
						-	-	-	#DIV/0!	
						-	-	-	#DIV/0!	
						-	-	-	#DIV/0!	
<b>Total Grants &amp; Entitlements</b>	-	-	-	-	-	<b>-</b>	<b>-</b>	<b>-</b>	<b>#DIV/0!</b>	
<i>Local Subsidies &amp; Donations (List)</i>										
						-	-	-	#DIV/0!	
						-	-	-	#DIV/0!	
						-	-	-	#DIV/0!	
<b>Total Local Subsidies &amp; Donations</b>	-	-	-	-	-	<b>-</b>	<b>-</b>	<b>-</b>	<b>#DIV/0!</b>	
<i>Interest on Investments &amp; Deposits</i>										
Investments						-	-	-	#DIV/0!	
Security Deposits						-	-	-	#DIV/0!	
Penalties						-	-	-	#DIV/0!	
Other Investments						-	-	-	#DIV/0!	
<b>Total Interest</b>	-	-	-	-	-	<b>-</b>	<b>-</b>	<b>-</b>	<b>#DIV/0!</b>	
<i>Other Non-Operating Revenues (List)</i>										
Mobile Antenna Lease		60,000				60,000	59,875	125	0.2%	
						-	-	-	#DIV/0!	
						-	-	-	#DIV/0!	
<b>Total Non-Operating Revenues</b>	-	<b>60,000</b>	<b>-</b>	<b>-</b>	<b>-</b>	<b>60,000</b>	<b>59,875</b>	<b>125</b>	<b>0.2%</b>	
<b>Total Non-Operating Revenues</b>	-	<b>60,000</b>	<b>-</b>	<b>-</b>	<b>-</b>	<b>60,000</b>	<b>59,875</b>	<b>125</b>	<b>0.2%</b>	
<b>TOTAL ANTICIPATED REVENUES</b>	<b>\$ 1,938,333</b>	<b>\$ 2,090,795</b>	<b>\$ -</b>	<b>\$ -</b>	<b>\$ -</b>	<b>\$ 4,029,128</b>	<b>\$ 3,994,623</b>	<b>\$ 34,505</b>	<b>0.9%</b>	

## 2014 Revenue Schedule

### Mantua Township Municipal Utilities Authority

For the Period      October 1, 2015      to      September 30, 2016

*Current Year Adopted Budget*

	Sewer	Water	N/A	N/A	N/A	N/A	Total All Operations
<b>OPERATING REVENUES</b>							
<i>Service Charges</i>							
Residential	\$ 1,867,668	\$ 1,922,651					\$ 3,790,319
Business/Commercial		38,777					38,777
Industrial		7,527					7,527
Intergovernmental							-
Other							-
Total Service Charges	1,867,668	1,968,955	-	-	-	-	3,836,623
<i>Connection Fees</i>							
Residential	10,800	19,200					30,000
Business/Commercial							-
Industrial							-
Intergovernmental							-
Other							-
Total Connection Fees	10,800	19,200	-	-	-	-	30,000
<i>Parking Fees</i>							
Meters							-
Permits							-
Fines/Penalties							-
Other							-
Total Parking Fees	-	-	-	-	-	-	-
<i>Other Operating Revenues (List)</i>							
Delinquent Penalties	30,000	30,000					60,000
Miscellaneous	8,125						8,125
							-
							-
Total Other Revenue	38,125	30,000	-	-	-	-	68,125
Total Operating Revenues	1,916,593	2,018,155	-	-	-	-	3,934,748
<b>NON-OPERATING REVENUES</b>							
<i>Grants &amp; Entitlements (List)</i>							
							-
							-
							-
							-
Total Grants & Entitlements	-	-	-	-	-	-	-
<i>Local Subsidies &amp; Donations (List)</i>							
							-
							-
							-
							-
Total Local Subsidies & Donations	-	-	-	-	-	-	-
<i>Interest on Investments &amp; Deposits</i>							
Investments							-
Security Deposits							-
Penalties							-
Other Investments							-
Total Interest	-	-	-	-	-	-	-
<i>Other Non-Operating Revenues (List)</i>							
Mobile Antenna Lease		59,875					59,875
							-
							-
Other Non-Operating Revenues	-	59,875	-	-	-	-	59,875
Total Non-Operating Revenues	-	59,875	-	-	-	-	59,875
<b>TOTAL ANTICIPATED REVENUES</b>	<b>\$ 1,916,593</b>	<b>\$ 2,078,030</b>	<b>\$ -</b>	<b>\$ -</b>	<b>\$ -</b>	<b>\$ -</b>	<b>\$ 3,994,623</b>



## 2015 Appropriations Schedule

### Mantua Township Municipal Utilities Authority

For the Period      October 1, 2015                      to                      September 30, 2016

	Proposed Budget						Total All Operations	Current Year Adopted Budget	\$ Increase (Decrease) Proposed vs. Current Year	% Increase (Decrease) Proposed vs. Current Year
	Sewer	Water	N/A	N/A	N/A	N/A		Total All Operations	All Operations	All Operations
								Operations	All Operations	All Operations
<b>OPERATING APPROPRIATIONS</b>										
<i>Administration - Personnel</i>										
Salary & Wages	\$ 172,950	\$ 172,950					\$ 345,900	\$ 329,196	\$ 16,704	5.1%
Fringe Benefits	89,585	114,017					203,602	202,202	1,400	0.7%
Total Administration - Personnel	262,535	286,967	-	-	-	-	549,502	531,398	18,104	3.4%
<i>Administration - Other (List)</i>										
See attached schedule	131,835	148,665					280,500	172,500	108,000	62.6%
(Attach the part of your spreadsheet that includes the detail of this section)							-	-	-	#DIV/0!
							-	-	-	#DIV/0!
Miscellaneous Administration*							-	-	-	#DIV/0!
Total Administration - Other	131,835	148,665	-	-	-	-	280,500	172,500	108,000	62.6%
Total Administration	394,370	435,632	-	-	-	-	830,002	703,898	126,104	17.9%
<i>Cost of Providing Services - Personnel</i>										
Salary & Wages	155,865	196,860					352,725	345,701	7,024	2.0%
Fringe Benefits	161,682	205,776					367,458	364,567	2,891	0.8%
Total COPS - Personnel	317,547	402,636	-	-	-	-	720,183	710,268	9,915	1.4%
<i>Cost of Providing Services - Other (List)</i>										
See attached schedule	920,547	714,660					1,635,207	1,534,048	101,159	6.6%
(Attach the part of your spreadsheet that includes the detail of this section)							-	-	-	#DIV/0!
							-	-	-	#DIV/0!
Miscellaneous COPS*							-	-	-	#DIV/0!
Total COPS - Other	920,547	714,660	-	-	-	-	1,635,207	1,534,048	101,159	6.6%
Total Cost of Providing Services	1,238,094	1,117,296	-	-	-	-	2,355,390	2,244,316	111,074	4.9%
Total Principal Payments on Debt Service in Lieu of Depreciation	170,000	109,092	-	-	-	-	279,092	690,603	(411,511)	-59.6%
Total Operating Appropriations	1,802,464	1,662,020	-	-	-	-	3,464,484	3,638,817	(174,333)	-4.8%
<b>NON-OPERATING APPROPRIATIONS</b>										
Total Interest Payments on Debt	64,625	47,775	-	-	-	-	112,400	143,806	(31,406)	-21.8%
Operations & Maintenance Reserve							-	-	-	#DIV/0!
Renewal & Replacement Reserve	213,000	381,000					594,000	212,000	382,000	180.2%
Municipality/County Appropriation	90,123	83,101					173,224	125,941	47,283	37.5%
Other Reserves							-	-	-	#DIV/0!
Total Non-Operating Appropriations	367,748	511,876	-	-	-	-	879,624	481,747	397,877	82.6%
<b>TOTAL APPROPRIATIONS</b>	2,170,212	2,173,896	-	-	-	-	4,344,108	4,120,564	223,544	5.4%
<b>ACCUMULATED DEFICIT</b>							-	-	-	#DIV/0!
<b>TOTAL APPROPRIATIONS &amp; ACCUMULATED DEFICIT</b>	2,170,212	2,173,896	-	-	-	-	4,344,108	4,120,564	223,544	5.4%
<b>UNRESTRICTED NET POSITION UTILIZED</b>										
Municipality/County Appropriation	90,123	83,101	-	-	-	-	173,224	125,941	47,283	37.5%
Other	141,756						141,756	-	141,756	#DIV/0!
Total Unrestricted Net Position Utilized	231,879	83,101	-	-	-	-	314,980	125,941	189,039	150.1%
<b>TOTAL NET APPROPRIATIONS</b>	\$ 1,938,333	\$ 2,090,795	\$ -	\$ -	\$ -	\$ -	\$ 4,029,128	\$ 3,994,623	\$ 34,505	0.9%

\* Miscellaneous line items may not exceed 5% of total operating appropriations shown below. If amount in miscellaneous is greater than the amount shown below, then the line item must be itemized above.

5% of Total Operating Appropriations      \$ 90,123.20      \$ 83,101.00      \$ -      \$ -      \$ -      \$ -      \$ 173,224.20

# 2014 Appropriations Schedule

## Mantua Township Municipal Utilities Authority

For the Period      October 1, 2015                      to                      September 30, 2016

*Current Year Adopted Budget*

	Sewer	Water	N/A	N/A	N/A	N/A	Total All Operations
<b>OPERATING APPROPRIATIONS</b>							
<i>Administration - Personnel</i>							
Salary & Wages	\$ 164,598	\$ 164,598					\$ 329,196
Fringe Benefits	88,969	113,233					202,202
Total Administration - Personnel	253,567	277,831	-	-	-	-	531,398
<i>Administration - Other (List)</i>							
See attached schedule (Attach the part of your spreadsheet that includes the detail of this section)	81,075	91,425					172,500
Miscellaneous Administration*							-
Total Administration - Other	81,075	91,425	-	-	-	-	172,500
Total Administration	334,642	369,256	-	-	-	-	703,898
<i>Cost of Providing Services - Personnel</i>							
Salary & Wages	151,697	194,004					345,701
Fringe Benefits	160,410	204,157					364,567
Total COPS - Personnel	312,107	398,161	-	-	-	-	710,268
<i>Cost of Providing Services - Other (List)</i>							
See attached schedule (Attach the part of your spreadsheet that includes the detail of this section)	892,488	641,560					1,534,048
Miscellaneous COPS*							-
Total COPS - Other	892,488	641,560	-	-	-	-	1,534,048
Total Cost of Providing Services	1,204,595	1,039,721	-	-	-	-	2,244,316
Total Principal Payments on Debt Service in Lieu of Depreciation	226,500	464,103	-	-	-	-	690,603
Total Operating Appropriations	1,765,737	1,873,080	-	-	-	-	3,638,817
<b>NON-OPERATING APPROPRIATIONS</b>							
Total Interest Payments on Debt	75,856	67,950	-	-	-	-	143,806
Operations & Maintenance Reserve							-
Renewal & Replacement Reserve	75,000	137,000					212,000
Municipality/County Appropriation	88,287	37,654					125,941
Other Reserves							-
Total Non-Operating Appropriations	239,143	242,604	-	-	-	-	481,747
<b>TOTAL APPROPRIATIONS</b>	2,004,880	2,115,684	-	-	-	-	4,120,564
<b>ACCUMULATED DEFICIT</b>							-
<b>TOTAL APPROPRIATIONS &amp; ACCUMULATED DEFICIT</b>	2,004,880	2,115,684	-	-	-	-	4,120,564
<b>UNRESTRICTED NET POSITION UTILIZED</b>							
Municipality/County Appropriation	88,287	37,654	-	-	-	-	125,941
Other							-
Total Unrestricted Net Position Utilized	88,287	37,654	-	-	-	-	125,941
<b>TOTAL NET APPROPRIATIONS</b>	\$ 1,916,593	\$ 2,078,030	\$ -	\$ -	\$ -	\$ -	\$ 3,994,623

\* Miscellaneous line items may not exceed 5% of total operating appropriations shown below. If amount in miscellaneous is greater than the amount shown below, then the line item must be itemized above.

5% of Total Operating Appropriations      \$ 88,286.85      \$ 93,654.00      \$ -      \$ -      \$ -      \$ -      \$ 181,940.85

**Mantua Township Municipal Utilities Authority  
Appropriations Supporting Schedule  
Budget Year 10-1-15 through 9-30-16**

	Appropriations (Proposed)		Appropriations (Curr. Adopted)	
	Sewer	Water	Sewer	Water
<b>Administration - Other :</b>				
Office Supplies	\$ 14,100	\$ 15,900	\$ 12,220	\$ 13,780
Office Equipment	1,175	1,325	705	795
Data Processing	7,755	8,745	8,695	9,805
Professional Services	101,050	113,950	51,700	58,300
Insurance (Office & Misc)	235	265	235	265
Travel, Meetings, Dues,etc	3,760	4,240	3,760	4,240
Maintenance	1,880	2,120	1,880	2,120
Rent	940	1,060	940	1,060
Other	940	1,060	940	1,060
<b>Total Administration - Other</b>	<b>\$ 131,835</b>	<b>\$ 148,665</b>	<b>\$ 81,075</b>	<b>\$ 91,425</b>
<b>Cost of Providing Services - Other:</b>				
Inventory (Supplies)	\$ 3,000	\$ 7,000	\$ 1,950	\$ 4,550
Chemicals	3,750	21,250	3,750	21,250
Electric	18,000	162,000	17,000	153,000
Transportation	12,500	12,500	15,000	15,000
Telephone	1,950	11,050	1,800	10,200
Rent	640	960	640	960
G.C.U.A. Treatment	845,107		819,448	
System Maintenance	8,750	26,250	8,750	26,250
Meters Maintenance	-	56,000		4,000
Hydrant Maintenance	-	1,500		1,500
Station Maintenance	11,250	33,750	8,750	26,250
Shop & Lab Fees	1,200	10,800	1,000	9,000
Sludge Disposal Costs	-	12,000		10,000
NJ American Water Purchase	-	340,000		340,000
Insurance	10,400	15,600	10,400	15,600
Miscellaneous, Unallocated & Training	4,000	4,000	4,000	4,000
<b>Total Cost of Providing Services - Other</b>	<b>\$ 920,547</b>	<b>\$ 714,660</b>	<b>\$ 892,488</b>	<b>\$ 641,560</b>

## 5 Year Debt Service Schedule - Principal

### Mantua Township Municipal Utilities Authority

	Current Year (2014)	Fiscal Year Beginning in							Total Principal Outstanding	
		2015	2016	2017	2018	2019	2020	Thereafter		
<i>Sewer</i>										
1997 Refunding Bonds	\$ 151,500									\$ -
1995 NJEIT Trust	65,000									-
2009 Revenue Bonds	10,000	170,000	175,000	180,000	190,000	195,000	200,000	660,000		1,770,000
										-
Total Principal	226,500	170,000	175,000	180,000	190,000	195,000	200,000	660,000		1,770,000
<i>Water</i>										
1997 Refunding Bonds	353,500									-
2008 NJEIT Fund	60,603	59,092	60,603	58,941	60,300	61,418	59,258	215,877		575,489
2008 NJEIT Trust	50,000	50,000	55,000	55,000	60,000	65,000	65,000	575,000		925,000
										-
Total Principal	464,103	109,092	115,603	113,941	120,300	126,418	124,258	790,877		1,500,489
<i>N/A</i>										
										-
										-
										-
Total Principal	-	-	-	-	-	-	-	-		-
<i>N/A</i>										
										-
										-
										-
Total Principal	-	-	-	-	-	-	-	-		-
<i>N/A</i>										
										-
										-
										-
Total Principal	-	-	-	-	-	-	-	-		-
<i>N/A</i>										
										-
										-
										-
Total Principal	-	-	-	-	-	-	-	-		-
<b>TOTAL PRINCIPAL ALL OPERATIONS</b>	<b>\$ 690,603</b>	<b>\$ 279,092</b>	<b>\$ 290,603</b>	<b>\$ 293,941</b>	<b>\$ 310,300</b>	<b>\$ 321,418</b>	<b>\$ 324,258</b>	<b>\$ 1,450,877</b>		<b>\$ 3,270,489</b>

Indicate the Authority's most recent bond rating and the year of the rating by ratings service

	<b>Moody's</b>	<b>Fitch</b>	<b>Standard &amp; Poors</b>
Bond Rating			AA-
Year of Last Rating			2009

# 5 Year Debt Service Schedule - Interest

## Mantua Township Municipal Utilities Authority

*Fiscal Year Beginning in*

	Current Year (2014)	2015	2016	2017	2018	2019	2020	Thereafter	Total Interest Payments Outstanding
<i>Sewer</i>									
1997 Refunding Bonds	\$ 7,575								\$ -
1995 NJEIT Trust	3,431								-
2009 Revenue Bonds	64,850	64,625	59,950	54,700	48,850	42,200	34,400	53,600	358,325
<b>Total Interest Payments</b>	<b>75,856</b>	<b>64,625</b>	<b>59,950</b>	<b>54,700</b>	<b>48,850</b>	<b>42,200</b>	<b>34,400</b>	<b>53,600</b>	<b>358,325</b>
<i>Water</i>									
1997 Refunding Bonds	17,675								-
2008 NJEIT Trust	50,275	47,775	45,275	42,525	39,775	36,625	33,050	121,600	366,625
<b>Total Interest Payments</b>	<b>67,950</b>	<b>47,775</b>	<b>45,275</b>	<b>42,525</b>	<b>39,775</b>	<b>36,625</b>	<b>33,050</b>	<b>121,600</b>	<b>366,625</b>
<i>N/A</i>									
									-
<b>Total Interest Payments</b>	<b>-</b>	<b>-</b>	<b>-</b>	<b>-</b>	<b>-</b>	<b>-</b>	<b>-</b>	<b>-</b>	<b>-</b>
<i>N/A</i>									
									-
<b>Total Interest Payments</b>	<b>-</b>	<b>-</b>	<b>-</b>	<b>-</b>	<b>-</b>	<b>-</b>	<b>-</b>	<b>-</b>	<b>-</b>
<i>N/A</i>									
									-
<b>Total Interest Payments</b>	<b>-</b>	<b>-</b>	<b>-</b>	<b>-</b>	<b>-</b>	<b>-</b>	<b>-</b>	<b>-</b>	<b>-</b>
<i>N/A</i>									
									-
<b>Total Interest Payments</b>	<b>-</b>	<b>-</b>	<b>-</b>	<b>-</b>	<b>-</b>	<b>-</b>	<b>-</b>	<b>-</b>	<b>-</b>
<b>TOTAL INTEREST ALL OPERATIONS</b>	<b>\$ 143,806</b>	<b>\$ 112,400</b>	<b>\$ 105,225</b>	<b>\$ 97,225</b>	<b>\$ 88,625</b>	<b>\$ 78,825</b>	<b>\$ 67,450</b>	<b>\$ 175,200</b>	<b>\$ 724,950</b>

## 2015 Net Position Reconciliation

### Mantua Township Municipal Utilities Authority

For the Period      October 1, 2015                      to                      September 30, 2016

	<i>Proposed Budget</i>						<b>Total All</b>
	<b>Sewer</b>	<b>Water</b>	<b>N/A</b>	<b>N/A</b>	<b>N/A</b>	<b>N/A</b>	<b>Operations</b>
<b>TOTAL NET POSITION BEGINNING OF CURRENT YEAR (1)</b>	\$ 4,827,097	\$ 6,271,045					\$ 11,098,142
Less: Invested in Capital Assets, Net of Related Debt (1)	3,437,527	5,132,503					8,570,030
Less: Restricted for Debt Service Reserve (1)	614,549	921,824					1,536,374
Less: Other Restricted Net Position (1)							-
Total Unrestricted Net Position (1)	775,021	216,718	-	-	-	-	991,739
Less: Designated for Non-Operating Improvements & Repairs							-
Less: Designated for Rate Stabilization							-
Less: Other Designated by Resolution							-
Plus: Accrued Unfunded Pension Liability (1)							-
Plus: Accrued Unfunded Other Post-Employment Benefit Liability (1)							-
Plus: Estimated Income (Loss) on Current Year Operations (2)	183,794	110,424					294,218
Plus: Other Adjustments (attach schedule)	62,885	369,463					432,348
<b>UNRESTRICTED NET POSITION AVAILABLE FOR USE IN PROPOSED BUDGET</b>	1,021,700	696,605	-	-	-	-	1,718,305
Unrestricted Net Position Utilized to Balance Proposed Budget	141,756	-	-	-	-	-	141,756
Unrestricted Net Position Utilized in Proposed Capital Budget	-	-	-	-	-	-	-
Appropriation to Municipality/County (3)	90,123	83,101	-	-	-	-	173,224
Total Unrestricted Net Position Utilized in Proposed Budget	231,879	83,101	-	-	-	-	314,980
<b>PROJECTED UNRESTRICTED UNDESIGNATED NET POSITION AT END OF YEAR (4)</b>	\$ 789,821	\$ 613,504	\$ -	\$ -	\$ -	\$ -	\$ 1,403,325

(1) Total of all operations for this line item must agree to audited financial statements.

(2) Include budgeted and unbudgeted use of unrestricted net position in the current year's operations.

(3) Amount may not exceed 5% of total operating appropriations. See calculation below.

Maximum Allowable Appropriation to Municipality/County	\$ 90,123	\$ 83,101	\$ -	\$ -	\$ -	\$ -	\$ 173,224
--	-----------	-----------	------	------	------	------	------------

(4) If Authority is projecting a deficit for any operation at the end of the budget period, the Authority must attach a statement explaining its plan to reduce the deficit, including the timeline for elimination of the deficit, if not already detailed in the budget narrative section.

**Mantua Township Municipal Utilities Authority**  
**Attachment to Net Position Reconciliation Schedule**  
**Budget Year 10-1-15 through 9-30-16**

	<u>Sewer</u>	<u>Water</u>	<u>Total</u>
Plus: Other Adjustments Line Support:			
Decrease in Net Position Restricted for Debt Service Reserve Requirement	<u>\$ 62,885</u>	<u>\$ 369,463</u>	<u>\$ 432,348</u>
Calculated as follows:			
Net Position Restricted for Debt Service Reserve Requirement - 09/30/14 (PY Audit)	\$ 302,085	\$ 532,305	\$ 834,390
Net Position Restricted for Debt Service Reserve Requirement - 09/30/15	<u>239,200</u>	<u>162,842</u>	<u>402,042</u>
	<u>\$ 62,885</u>	<u>\$ 369,463</u>	<u>\$ 432,348</u>

2015  
MANTUA  
TOWNSHIP  
MUNICIPAL  
UTILITIES  
AUTHORITY  
CAPITAL  
BUDGET/  
PROGRAM



# 2015 CERTIFICATION OF AUTHORITY CAPITAL BUDGET/PROGRAM

## MANTUA TOWNSHIP MUNICIPAL UTILITIES AUTHORITY

**FISCAL YEAR: FROM:** OCTOBER 1, 2015 **TO:** SEPTEMBER 30, 2016

It is hereby certified that the Authority Capital Budget/Program annexed hereto is a true copy of the Capital Budget/Program approved, pursuant to N.J.A.C. 5:31-2.2, along with the Annual Budget, by the governing body of the Mantua Township Municipal Utilities Authority, on the 26th day of July, 2015.

**OR**

It is hereby certified that the governing body of the \_\_\_\_\_ Authority have elected **NOT** to adopt a Capital Budget /Program for the aforesaid fiscal year, pursuant to N.J.A.C. 5:31-2.2 for the following reason(s): \_\_\_\_\_

\_\_\_\_\_

\_\_\_\_\_

Officer's Signature:			
Name:	Thomas D. Gregg, Jr.		
Title:	Secretary		
Address:	397 Main Street Mantua, NJ 08051		
Phone Number:	(856) 468-1111	Fax Number:	(856) 464-0034
E-mail address			



# 2015 Proposed Capital Budget

## Mantua Township Municipal Utilities Authority

For the Period October 1, 2015 to September 30, 2016

	Estimated Total Cost	<i>Funding Sources</i>				
		Unrestricted Net Position Utilized	Renewal & Replacement Reserve	Debt Authorization	Capital Grants	Other Sources
<i>Sewer</i>						
System Additions	\$ 50,000		\$ 50,000			
Utility & Pickup Trucks	85,000		85,000			
Construction - Pump House	35,000		35,000			
Other Capital Additions	43,000		43,000			
Total	213,000	-	213,000	-	-	-
<i>Water</i>						
Rehab of Water System	500,000		200,000	300,000		
Water Wells Rehabilitation	1,000,000			1,000,000		
Utility & Pickup Trucks	85,000		85,000			
Other Capital Additions	96,000		96,000			
Total	1,681,000	-	381,000	1,300,000	-	-
<i>N/A</i>						
Project A Description	-					
Project B Description	-					
Project C Description	-					
Project D Description	-					
Total	-	-	-	-	-	-
<i>N/A</i>						
Project A Description	-					
Project B Description	-					
Project C Description	-					
Project D Description	-					
Total	-	-	-	-	-	-
<i>N/A</i>						
Project A Description	-					
Project B Description	-					
Project C Description	-					
Project D Description	-					
Total	-	-	-	-	-	-
<i>N/A</i>						
Project A Description	-					
Project B Description	-					
Project C Description	-					
Project D Description	-					
Total	-	-	-	-	-	-
<b>TOTAL PROPOSED CAPITAL BUDGET</b>	<b>\$ 1,894,000</b>	<b>\$ -</b>	<b>\$ 594,000</b>	<b>\$ 1,300,000</b>	<b>\$ -</b>	<b>\$ -</b>

Enter brief description of up to four projects for each operation above. For operations with more than four budgeted projects, please attach additional schedules. Input total amount of all projects for the operation on single line and enter "See Attached Schedule" instead of project description.

# 5 Year Capital Improvement Plan

## Mantua Township Municipal Utilities Authority

For the Period October 1, 2015 to September 30, 2016

*Fiscal Year Beginning in*

	<b>Estimated Total Cost</b>	<b>Current Year</b>					
		<b>Proposed Budget</b>	<b>2016</b>	<b>2017</b>	<b>2018</b>	<b>2019</b>	<b>2020</b>
<i>Sewer</i>							
System Additions	\$ 50,000	\$ 50,000					
Utility & Pickup Trucks	160,000	85,000		25,000	25,000		25,000
Construction - Pump House	35,000	35,000					
Other Capital Additions	293,000	43,000	50,000	50,000	50,000	50,000	50,000
<b>Total</b>	<b>538,000</b>	<b>213,000</b>	<b>50,000</b>	<b>75,000</b>	<b>75,000</b>	<b>50,000</b>	<b>75,000</b>
<i>Water</i>							
Rehab of Water System	500,000	500,000					
Water Wells Rehabilitation	1,000,000	1,000,000					
Utility & Pickup Trucks	160,000	85,000		25,000	25,000		25,000
Other Capital Additions	346,000	96,000	50,000	50,000	50,000	50,000	50,000
<b>Total</b>	<b>2,006,000</b>	<b>1,681,000</b>	<b>50,000</b>	<b>75,000</b>	<b>75,000</b>	<b>50,000</b>	<b>75,000</b>
<i>N/A</i>							
Project A Description	-	-					
Project B Description	-	-					
Project C Description	-	-					
Project D Description	-	-					
<b>Total</b>	<b>-</b>	<b>-</b>	<b>-</b>	<b>-</b>	<b>-</b>	<b>-</b>	<b>-</b>
<i>N/A</i>							
Project A Description	-	-					
Project B Description	-	-					
Project C Description	-	-					
Project D Description	-	-					
<b>Total</b>	<b>-</b>	<b>-</b>	<b>-</b>	<b>-</b>	<b>-</b>	<b>-</b>	<b>-</b>
<i>N/A</i>							
Project A Description	-	-					
Project B Description	-	-					
Project C Description	-	-					
Project D Description	-	-					
<b>Total</b>	<b>-</b>	<b>-</b>	<b>-</b>	<b>-</b>	<b>-</b>	<b>-</b>	<b>-</b>
<i>N/A</i>							
Project A Description	-	-					
Project B Description	-	-					
Project C Description	-	-					
Project D Description	-	-					
<b>Total</b>	<b>-</b>	<b>-</b>	<b>-</b>	<b>-</b>	<b>-</b>	<b>-</b>	<b>-</b>
<b>TOTAL</b>	<b>\$ 2,544,000</b>	<b>\$ 1,894,000</b>	<b>\$ 100,000</b>	<b>\$ 150,000</b>	<b>\$ 150,000</b>	<b>\$ 100,000</b>	<b>\$ 150,000</b>

*Project descriptions entered on Page CB-3 will carry forward to Pages CB-4 and CB-5. No need to re-enter project descriptions above.*

## 5 Year Capital Improvement Plan Funding Sources

### Mantua Township Municipal Utilities Authority

For the Period    October 1, 2015                      to                      September 30, 2016

		<i>Funding Sources</i>				
<b>Estimated Total</b>		<b>Unrestricted Net</b>	<b>Renewal &amp; Replacement</b>	<b>Debt</b>	<b>Capital Grants</b>	<b>Other Sources</b>
<b>Cost</b>		<b>Position Utilized</b>	<b>Reserve</b>	<b>Authorization</b>		
<i>Sewer</i>						
System Additions	\$ 50,000		\$ 50,000			
Utility & Pickup Trucks	160,000		160,000			
Construction - Pump House	35,000		35,000			
Other Capital Additions	293,000		293,000			
Total	538,000	-	538,000	-	-	-
<i>Water</i>						
Rehab of Water System	500,000		200,000	300,000		
Water Wells Rehabilitation	1,000,000			1,000,000		
Utility & Pickup Trucks	160,000		160,000			
Other Capital Additions	346,000		346,000			
Total	2,006,000	-	706,000	1,300,000	-	-
<i>N/A</i>						
Project A Description	-					
Project B Description	-					
Project C Description	-					
Project D Description	-					
Total	-	-	-	-	-	-
<i>N/A</i>						
Project A Description	-					
Project B Description	-					
Project C Description	-					
Project D Description	-					
Total	-	-	-	-	-	-
<i>N/A</i>						
Project A Description	-					
Project B Description	-					
Project C Description	-					
Project D Description	-					
Total	-	-	-	-	-	-
<i>N/A</i>						
Project A Description	-					
Project B Description	-					
Project C Description	-					
Project D Description	-					
Total	-	-	-	-	-	-
<b>TOTAL</b>	<b>\$ 2,544,000</b>	<b>\$ -</b>	<b>\$ 1,244,000</b>	<b>\$ 1,300,000</b>	<b>\$ -</b>	<b>\$ -</b>
Total 5 Year Plan per CB-4	<u>\$ 2,544,000</u>					
Balance check		- If amount is other than zero, verify that projects listed above match projects listed on CB-4.				

Project descriptions entered on Page CB-3 will carry forward to Pages CB-4 and CB-5. No need to re-enter project descriptions above.

# MANTUA MUNICIPAL UTILITIES AUTHORITY RATE SCHEDULE

## Connection Charges:

### ☐ Sewer:

\$900.00 each DCU (Domestic Consumer Units) as listed under Schedule 1 in Section 21 of the Rules and Regulations.

### ☐ Water:

\$1,600.00 each DCU (Domestic Consumer Units) as listed under Schedule 4 in Section 21 of the Rules and Regulations.

---

## Sewer Service Charges: 🏠

### ☐ Residential

Sewer connections shall be charged at an annual rate of \$368.00 per Domestic Consumer Unit payable at three months intervals (\$92.00 per quarter).

☐ Senior Citizen/Permanently & Totally Disabled Persons shall be charged at an annual rate of \$228.00 per Domestic Consumer Unit payable at three month intervals. (\$57.00 per DCU – per quarter)

### ☐ Non-residential

Sewer connections shall be charged at an annual rate of \$368.00 per Domestic Consumer Unit payable at three months intervals (\$92.00 per quarter).

## Water Service Charges: 🏠

Size of Meter	Minimum Charge per Quarter	Consumption Allowance per quarter
5/8 or 5/8" x 3/4"	\$45.00	8,000
3/4"	\$58.91	11,000
1"	\$90.79	16,000
1-1/2"	\$169.35	36,000
2"	\$263.97	57,000
3"	\$514.36	139,000
4"	\$765.87	246,000
6"	\$2,281.35	882,000
8"	\$4,050.00	1,544,000

● Residential

Each additional consumer unit serviced through the same Standard Residential meter shall be charged \$45.00 per quarter above the minimum charge.

● Senior Citizens

With a Standard Residential meter will be charged a Minimum Charge of \$23.00 per quarter for 8,000 gallon consumption allowance.

The excess rate for the Senior Citizen with a Standard Residential meter would be the same as the Residential Customer with a Standard Meter.

**Sewer Rates for Senior Citizen, Permanently & Totally Disabled People**

**Senior Citizen, Permanently & Totally Disabled Person Discount Requirements:**

An application must be completed at the MTMUA Office.

If the applicant is already approved at the Tax Assessor's Office the discount will automatically be deducted.

If the applicant has a PAAD Card the discounts is automatically approved. Copy of card is taken.

If the applicant has total income less than \$10,000 excluding Social Security the application will be reviewed. After being reviewed, a letter will be sent regarding approval or denial.

**Excess Water Consumption Rates** 

● An excess rate shall be charged for quarterly consumption exceeding the quantity consumption allowance at the following rates:

<b>Rate per 1,000 Gallons</b>	<b>From</b>	<b>To</b>
\$4.30	8,000	18,000
\$4.90	18,000	38,000
\$5.85	38,000	58,000
\$6.75	58,000	110,000
\$7.70	110,000	and over

Registration Conclusive

The quantity recorded by the meter shall be conclusive on both the customer and the Authority, except when the meter has been found to be inaccurate or has ceased to register. In such cases, the quantity may be determined by the average registration of the meter when in proper working condition.

Irrigation Charges 

**Connection Fees: \$1,600.00 per unit**

Size of Service	Units
1" or less	1
1" to 3"	2
4" to 6"	3
8" to 10"	4
12" and over	6

**Consumption Charges:**

Rate per 1,000 Gallons	From	To
\$4.30	1	16,000
\$4.90	16,000	36,000
\$5.85	36,000	56,000
\$6.75	56,000	106,000
\$7.70	106,000	150,000
\$8.60	150,000	500,000
\$9.50	500,000	1,000,000
\$10.45	1,000,000	and over

Billing for Irrigation:

Meters shall be in a pit as per Section 8.10.4 and will be read two (2) times per year. Bills will be rendered two (2) times per year.



## Fire Protection Fees

**Connection Fee = \$1,600.00 - 1Unit (Any Size)**

Type of Service	Annual Charge
3" Sprinkler Line	\$ 412.00
4" Sprinkler Line	\$ 735.00
6" Sprinkler Line	\$ 1,650.00
8" Sprinkler Line	\$ 2,950.00
10" Sprinkler Line	\$ 4,590.00
12" Sprinkler Line	\$ 6,620.00
Private Fire Hydrant (each)	\$ 64.00

**There is a \$20.00 Application Fee if not part of a Project.**

## Connection Fee Installment Plan

### Water & Sewer

Instances where owners of existing residential properties, upon receipt of written notice from the Authority, are obligated to connect to the Authority's water and/or sewer systems, the owner may elect to defer the payment of the Water Connection Fee and/or the Sewer

If so notified in writing of the owner's election, the Authority will bill the connection fees thus deferred, with no interest, on a monthly basis for Sixty (60) consecutive months. The monthly payment shall be an amount that is equal to one Sixtieth (1/60) of the deferred connection fee.

If funds are available, the Authority may, when it deems appropriate, purchase limited blocks of sewer connections fees from the Gloucester County Utilities Authority for re-sale to owners of existing residential properties. In such a case, the owner may elect to defer the payment of the County Sewer Connection Fee over a period of the same sixty (60) months from the due date, without interest, in sixty (60) equal monthly installments.

Any monthly bill unpaid after thirty (30) days of presentation shall be classified as delinquent. Any monthly bill unpaid after ninety (90) days shall subject the account to discontinuance of the Installment Plan and the remaining outstanding balance of the Connection Fee shall become due and payable in full, after not less than five (5) days written notice.

If a bill is not paid within thirty (30) days of the date of billing, the interest rate per month shall be the maximum amount allowed by statute.

## Miscellaneous

Pool Filling Charge - Service Fee - \$20.00 plus actual consumption water based upon pool dimensions.

## **Meter Service:**

### Service charge for repair to tampered meter

- \$20.00 first offense
- \$50.00 each subsequent offense

### Test of meter at the customer's request

- \$20.00 for meters having an outlet not exceeding 1 inch
- \$120.00 per inch for other water service meters larger than 1 inch in diameter



## **Sprinkling Systems:**

- \$20.00 Inspection Fee
- \$50.00 Deposit (See Section 8.9.2)



## **Construction:**

### Water for building purposes shall be metered and charged \$2.80 per 1,000 gallons.

## **Turn On/Off Fee:**

-  at Customer's Request - \$ 25.00 during Authority Business Hours
-  at Customer's Request - \$150.00 after Authority Business Hours

## **Delinquent Fees:**

-  Turn-on fee following shut-off for delinquency: \$50.00
-  Bad Check Charge for checks issued at time of shut-off and said check returned by bank - \$25.00.



Home &gt; Muni Search &gt; Issuer Details &gt; Issue Details

## Issue Details

**THE MANTUA TOWNSHIP MUNICIPAL UTILITIES AUTHORITY, NEW JERSEY  
REVENUE BONDS, SERIES 2009 (NJ)**

**MANTUA TWP N J MUN UTILS AUTH REV (NJ)\***

**Dated Date:** 08/27/2009

**Underwriting Spread Amount:** Disclosed in Official Statement

**Closing Date:** 08/27/2009

**Maturities and issue-related documents**

View all maturities of an issue and download the official statement and other documents available from EMMA for this issue. Click on a CUSIP number for security-specific data, including trade price data.

→ View issuer homepage <sup>Pilot</sup>: [MANTUA TWP N J MUN UTILS AUTH REV](#) | → See other issues by this issuer

Securities

Official Statement

Continuing Disclosure

Trade Activity

View continuing disclosure or advance refunding document, which provides important information about the security after initial issuance.


**FINANCIAL INFORMATION & DOCUMENTS**

Collapse ▲

**Most Recent**

- Mantua Township Annual Financial Statement (Unaudited) for the year ended 12/31/2014 posted 06/30/2015 (384 KB) [details](#)
- Mantua Township Continuing Disclosure Report for the year ended 12/31/2014 posted 06/30/2015 (975 KB) [details](#)



Annual Financial Information and Operating Data

-  [Mantua Township Annual Financial Statement \(Unaudited\) for the year ended 12/31/2014 posted 06/30/2015 \(384 KB\)](#) [details](#)
-  [Mantua Township Continuing Disclosure Report for the year ended 12/31/2014 posted 06/30/2015 \(975 KB\)](#) [details](#)
-  [Mantua Township Annual Report for the year ended 06/30/2013 posted 11/05/2014 \(204 KB\)](#) [details](#)
-  [Mantua Township Annual Report for the year ended 12/31/2012 posted 11/05/2014 \(726 KB\)](#) [details](#)
-  [Mantua Township Annual Report for the year ended 12/31/2009 posted 11/05/2014 \(477 KB\)](#) [details](#)
-  [Mantua Township Annual Report for the year ended 12/31/2010 posted 11/05/2014 \(202 KB\)](#) [details](#)
-  [Mantua Township Annual Report for the year ended 12/31/2011 posted 11/05/2014 \(231 KB\)](#) [details](#)

Audited Financial Statements or CAFR

-  **Unconfirmed** [The Mantua Township Municipal Utilities Authority for the year ended 09/30/2014 posted 05/08/2015 \(1.3 MB\)](#) [details](#)
-  [Mantua Township 2013 Audit for the year ended 12/31/2013 posted 11/05/2014 \(1.4 MB\)](#) [details](#)
-  **Unconfirmed** [Mantua Township Municipal Utilities Authority for the year ended 09/30/2013 posted 09/26/2014 \(2.1 MB\)](#) [details](#)
-  **Unconfirmed** [Mantua Township Municipal Utilities Authority for the year ended 09/30/2012 posted 06/24/2013 \(1.9 MB\)](#) [details](#)
-  **Unconfirmed** [Mantua Township Municipal Utilities Authority Report of Audit for the year ended 09/30/2011 posted 06/19/2012 \(1.2 MB\)](#) [details](#)
-  **Unconfirmed** [Report of Audit for the year ended 09/30/2009 posted 08/12/2010 \(1.7 MB\)](#) [details](#)



Failure to Provide Annual Financial Information

-  [Mantua Township Failure to Timely File for the period from 12/31/2009 to 12/31/2013 posted 11/06/2014 \(7 KB\)](#) [details](#)
-  **Unconfirmed** [Mantua Township for the year ended 12/31/2013 posted 08/14/2014 \(33 KB\)](#) [details](#)

**Links to former NRMSIRs**

For continuing disclosure documents produced prior to July 1, 2009, contact one of the following organizations:

- ➔ Bloomberg L.P.
- ➔ DPC Data
- ➔ Interactive Data Pricing and Reference Data
- ➔ Standard & Poor's

-  **Unconfirmed** Mantua Township Municipal Utilities Authority for the year ended 09/30/2013 posted 08/14/2014 (33 KB) [details](#)
-  **Unconfirmed** MANTUA TOWNSHIP MUNICIPAL UTILITIES AUTHORITY for the year ended 09/30/2009 posted 05/13/2010 (15 KB) [details](#)

## EVENT NOTICES



[Collapse](#)▲

**Most Recent** Event Filing as of 08/02/2014 posted 08/01/2014 (97 KB) [details](#)

### Bond Call

-  Event Filing as of 08/02/2014 posted 08/01/2014 (97 KB) [details](#)
-  Event Filing as of 08/02/2013 posted 08/01/2013 (102 KB) [details](#)
-  Event Filing as of 08/01/2012 posted 08/01/2012 (35 KB) [details](#)

### Rating Change

-  **Unconfirmed** Mantua Township Municipal Utilities Authority dated 01/23/2013 posted 01/23/2013 (20 KB) [details](#)
-  **Unconfirmed** Event Filing dated 12/15/2011 posted 12/15/2011 (21 KB) [details](#)

[View Document Archive](#)

**NOTICE:** \* CUSIP numbers and certain related descriptive information are copyrighted by the [American Bankers Association \(ABA\)](#) and are used with permission from the [CUSIP Service Bureau](#) managed on behalf of the ABA by Standard & Poor's. © 2015 ABA See [EMMA's Terms and Conditions of Use](#) for a description of proprietary rights in and restrictions on use of such data. "CUSIP" is a registered trademark of ABA.



[About EMMA](#) | [Sitemap](#) | [Privacy Policy](#) | [Terms of Use](#) | [MSRB.org](#) | [MSRB Systems Status](#)

© 2015 Municipal Securities Rulemaking Board (MSRB)

EMMA is a service of the Municipal Securities Rulemaking Board, which protects investors, state and local governments, and the public interest. Portions of EMMA data provided by [Standard & Poor's Securities Evaluations, Inc.](#), [CUSIP Service Bureau](#) & [American Bankers Association](#).

Ratings data are provided by the following and are reprinted with permission, and copyright notices for the respective owners are as follows: Copyright © 2015, Fitch, Inc. All rights reserved. Copyright © 2015, [Kroll Bond Rating Agency, Inc.](#), and/or its licensors and affiliates (together, "KBRA"). All rights reserved. Copyright © 2015, [Moody's Corporation](#), [Moody's Investors Service, Inc.](#), [Moody's Analytics, Inc.](#) and/or their licensors and affiliates (collectively, "MOODY'S"). All rights reserved. Copyright © 2015, [Standard and Poor's Financial Services LLC](#). All rights reserved.

1.0.872-243-A