

RECEIVED  
OCT 03 2016  
By \_\_\_\_\_


# 2016

(FYE 10/1/2016 to 9/30/2017)

## Mantua Township Municipal Utilities Authority Budget

[www.mantuamua.com](http://www.mantuamua.com)

Department Of



Community  
Affairs

*Certified*  
**ADOPTED COPY**

LOCAL GOVT SERVICES

2016 SEP 26 A 5:38

RECEIVED

Division of Local Government Services

**2016 AUTHORITY BUDGET**

**Certification Section**

2016

**MANTUA TOWNSHIP MUNICIPAL UTILITIES  
AUTHORITY BUDGET**

**FISCAL YEAR: FROM OCTOBER 1, 2016 TO SEPTEMBER 30, 2017**

**For Division Use Only**

**CERTIFICATION OF APPROVED BUDGET**

*It is hereby certified that the approved Budget made a part hereof complies with the requirements of law and the rules and regulations of the Local Finance Board, and approval is given pursuant to N.J.S.A. 40A:5A-11.*

*State of New Jersey  
Department of Community Affairs  
Director of the Division of Local Government Services*

By: Paul D. Cwert CPA, RMA Date: Sept. 8, 2016

**CERTIFICATION OF ADOPTED BUDGET**

*It is hereby certified that the adopted Budget made a part hereof has been compared with the approved Budget previously certified by the Division, and any amendments made thereto. This adopted Budget is certified with respect to such amendments and comparisons only.*

*State of New Jersey  
Department of Community Affairs  
Director of the Division of Local Government Services*

By: \_\_\_\_\_ Date: \_\_\_\_\_

2016

**MANTUA TOWNSHIP MUNICIPAL UTILITIES  
AUTHORITY BUDGET**

**FISCAL YEAR: FROM OCTOBER 1, 2016 TO SEPTEMBER 30, 2017**

**For Division Use Only**

**CERTIFICATION OF APPROVED BUDGET**

*It is hereby certified that the approved Budget made a part hereof complies with the requirements of law and the rules and regulations of the Local Finance Board, and approval is given pursuant to N.J.S.A. 40A:5A-11.*

*State of New Jersey  
Department of Community Affairs  
Director of the Division of Local Government Services*

By: \_\_\_\_\_ Date: \_\_\_\_\_

**CERTIFICATION OF ADOPTED BUDGET**

*It is hereby certified that the adopted Budget made a part hereof has been compared with the approved Budget previously certified by the Division, and any amendments made thereto. This adopted Budget is certified with respect to such amendments and comparisons only.*

*State of New Jersey  
Department of Community Affairs  
Director of the Division of Local Government Services*

By: Paul D Avert CPA, RMA Date: 9/27/2016

# 2016 PREPARER'S CERTIFICATION


## MANTUA TOWNSHIP MUNICIPAL UTILITIES

### AUTHORITY BUDGET

FISCAL YEAR: FROM: OCTOBER 1, 2016 TO: SEPTEMBER 30, 2017

It is hereby certified that the Authority Budget, including both the Annual Budget and the Capital Budget/Program annexed hereto, represents the members of the governing body's resolve with respect to statute in that: all estimates of revenue are reasonable, accurate and correctly stated; all items of appropriation are properly set forth; and in itemization, form and content, the budget will permit the exercise of the comptroller function within the Authority.

It is further certified that all proposed budgeted amounts and totals are correct. Also, I hereby provide reasonable assurance that all assertions contained herein are accurate and all required schedules are completed and attached.

Preparer's Signature:			
Name:	Stephen P. Testa, CPA. RMA for Romano, Hearing, Testa & Knorr		
Title:	Financial Services Consultant		
Address:	150 S. Main Road Vineland, NJ 08360		
Phone Number:	856-692-9100	Fax Number:	856-794-8862
E-mail address	stesta@rhtservices.com		

# 2016 APPROVAL CERTIFICATION


## MANTUA TOWNSHIP MUNICIPAL UTILITIES

### AUTHORITY BUDGET

FISCAL YEAR: FROM: OCTOBER 1, 2016 TO: SEPTEMBER 30, 2017

It is hereby certified that the Authority Budget, including all schedules appended hereto, are a true copy of the Annual Budget and Capital Budget/Program approved by resolution by the governing body of the Mantua Township Municipal Utilities Authority, at an open public meeting held pursuant to N.J.A.C. 5:31-2.3, on the 16th day of August, 2016.

It is further certified that the recorded vote appearing in the resolution represents not less than a majority of the full membership of the governing body thereof.

Officer's Signature:			
Name:	Thomas D. Gregg, Jr		
Title:	Secretary		
Address:	397 Main Street Mantua, NJ 08051		
Phone Number:	856-468-1111	Fax Number:	856-494-0034
E-mail address			

# INTERNET WEBSITE CERTIFICATION

<b>Authority's Web Address:</b>	www.mantuumua.com
---------------------------------	-------------------

All authorities shall maintain either an Internet website or a webpage on the municipality's or county's Internet website. The purpose of the website or webpage shall be to provide increased public access to the authority's operations and activities. N.J.S.A. 40A:5A-17.1 requires the following items to be included on the Authority's website at a minimum for public disclosure. Check the boxes below to certify the Authority's compliance with N.J.S.A. 40A:5A-17.1.

- A description of the Authority's mission and responsibilities
- Commencing with 2013, the budgets for the current fiscal year and immediately preceding two prior years
- The most recent Comprehensive Annual Financial Report (Unaudited) or similar financial information
- Commencing with 2012, the annual audits of the most recent fiscal year and immediately two prior years
- The Authority's rules, regulations and official policy statements deemed relevant by the governing body of the authority to the interests of the residents within the authority's service area or jurisdiction
- Notice posted pursuant to the "Open Public Meetings Act" for each meeting of the Authority, setting forth the time, date, location and agenda of each meeting
- Beginning January 1, 2013, the approved minutes of each meeting of the Authority including all resolutions of the board and their committees; for at least three consecutive fiscal years
- The name, mailing address, electronic mail address and phone number of every person who exercises day-to-day supervision or management over some or all of the operations of the Authority
- A list of attorneys, advisors, consultants and any other person, firm, business, partnership, corporation or other organization which received any remuneration of \$17,500 or more during the preceding fiscal year for any service whatsoever rendered to the Authority.

It is hereby certified by the below authorized representative of the Authority that the Authority's website or webpage as identified above complies with the minimum statutory requirements of N.J.S.A. 40A:5A-17.1 as listed above. A check in each of the above boxes signifies compliance.

Name of Officer Certifying compliance

Heather L. Pool

Title of Officer Certifying compliance

Chairperson

Signature



**RESOLUTION #2016-18**  
**2016 AUTHORITY BUDGET RESOLUTION**  
**MANTUA TOWNSHIP MUNICIPAL UTILITIES**

**FISCAL YEAR: FROM: OCTOBER 1, TO: SEPTEMBER**  
**2016 30, 2017**

WHEREAS, the Annual Budget and Capital Budget for the Mantua Township Municipal Utilities Authority for the fiscal year beginning, October 1, 2016 and ending, September 30, 2017 has been presented before the governing body of the Mantua Township Utilities Authority at its open public meeting of August 16, 2016; and

WHEREAS, the Annual Budget- **Sewer Operations** as introduced reflects Total Revenues of \$1,938,276, Total Appropriations, including any Accumulated Deficit if any, of \$2,162,740 and Total Unrestricted Net Position utilized of \$224,464; and

WHEREAS, the Capital Budget- **Sewer Operations** as introduced reflects Total Capital Appropriations of \$151,000 and Total Unrestricted Net Position planned to be utilized as funding thereof, of \$-0-; and

WHEREAS, the Annual Budget- **Water Operations** as introduced reflects Total Revenues of \$2,139,448, Total Appropriations, including any Accumulated Deficit if any, of \$2,225,457 and Total Unrestricted Net Position utilized of \$86,009; and

WHEREAS, the Capital Budget- **Water Operations** as introduced reflects Total Capital Appropriations of \$2,938,000 and Total Unrestricted Net Position planned to be utilized as funding thereof, of \$-0-; and


WHEREAS, the schedule of rates, fees and other charges in effect will produce sufficient revenues, together with all other anticipated revenues to satisfy all obligations to the holders of bonds of the Authority, to meet operating expenses, capital outlays, debt service requirements, and to provide for such reserves, all as may be required by law, regulation or terms of contracts and agreements; and

WHEREAS, the Capital Budget/Program, pursuant to N.J.A.C. 5:31-2, does not confer any authorization to raise or expend funds; rather it is a document to be used as part of the said Authority's planning and management objectives. Specific authorization to expend funds for the purposes described in this section of the budget, must be granted elsewhere; by bond resolution, by a project financing agreement, by resolution appropriating funds from the Renewal and Replacement Reserve or other means provided by law.

NOW, THEREFORE BE IT RESOLVED, by the governing body of the Mantua Township Municipal Utilities Authority, at an open public meeting held on August 16, 2016 that the Annual Budget, including all related schedules, and the Capital Budget/Program of the Mantua Township Municipal Utilities Authority for the fiscal year beginning, October 1, 2016 and ending, September 30, 2017 is hereby approved; and

BE IT FURTHER RESOLVED, that the anticipated revenues as reflected in the Annual Budget are of sufficient amount to meet all proposed expenditures/expenses and all covenants, terms and provisions as stipulated in the said Authority's outstanding debt obligations, capital lease arrangements, service contracts, and other pledged agreements; and

BE IT FURTHER RESOLVED, that the governing body of the Mantua Township Municipal Utilities Authority will consider the Annual Budget and Capital Budget/Program for adoption on September 20, 2016.

  
 \_\_\_\_\_  
 (Secretary's Signature)

8-16-16  
 \_\_\_\_\_  
 (Date)

Governing Body  
 Member:

Recorded Vote

		Aye	Nay	Abstain	Absent
Heather Pool	Chairperson	X			
Charles W. Burkett	Vice Chair	X			
Mario Diliscandro	Treasurer	X			
Thomas D. Gregg, Jr.	Secretary	X			
Vincent Voltaggio	Engineering Coordinator	X			
Shawn Layton	Alternate #1			X	




# 2016 ADOPTION CERTIFICATION

## MANTUA TOWNSHIP MUNICIPAL UTILITIES AUTHORITY BUDGET

FISCAL YEAR: FROM: OCTOBER 1, 2016 TO: SEPTEMBER 30, 2017

It is hereby certified that the Authority Budget and Capital Budget/Program annexed hereto is a true copy of the Budget adopted by the governing body of the Mantua Township Utilities Authority, pursuant to N.J.A.C. 5:31-2.3, on the 20<sup>th</sup> day of, September 2016.

Officer's Signature:			
Name:	Thomas D. Gregg, Jr.		
Title:	Secretary		
Address:	397 Main Street Mantua, NJ 08051		
Phone Number:	856-468-1111	Fax Number:	856-464-0034
E-mail address			

**RESOLUTION #2016-21**  
**2016 ADOPTED BUDGET RESOLUTION**  
**MANTUA TOWNSHIP MUNICIPAL UTILITIES**  
**AUTHORITY**

**FISCAL YEAR: FROM: OCTOBER 1, TO: SEPTEMBER**  
**2016 2017**

WHEREAS, the Annual Budget and Capital Budget/Program for the Mantua Township Utilities Authority for the fiscal year beginning October 1, 2016 and ending, September 30, 2017 has been presented for adoption before the governing body of the Mantua Township Utilities Authority at its open public meeting of September 20, 2016; and

WHEREAS, the Annual Budget and Capital Budget as presented for adoption reflects each item of revenue and appropriation in the same amount and title as set forth in the introduced and approved budget, including all amendments thereto, if any, which have been approved by the Director of the Division of Local Government Services; and

WHEREAS, the Annual Budget- **Sewer Operations** as presented for adoption reflects Total Revenues of \$1,938,276, Total Appropriations, including any Accumulated Deficit if any, of \$2,162,740 and Total Unrestricted Net Position utilized of \$224,464; and

WHEREAS, the Capital Budget- **Sewer Operations** as presented for adoption reflects Total Capital Appropriations of \$151,000 and Total Unrestricted Net Position planned to be utilized as funding thereof, of \$-0-; and

WHEREAS, the Annual Budget- **Water Operations** as presented for adoption reflects Total Revenues of \$2,139,448, Total Appropriations, including any Accumulated Deficit if any, of \$2,225,457 and Total Unrestricted Net Position utilized of \$86,009; and

WHEREAS, the Capital Budget- **Water Operations** as presented for adoption reflects Total Capital Appropriations of \$2,938,000 and Total Unrestricted Net Position planned to be utilized as funding thereof, of \$-0-; and

NOW, THEREFORE BE IT RESOLVED, by the governing body of Mantua Township Utilities Authority, at an open public meeting held on September 20, 2016 that the Annual Budget and Capital Budget/Program of the Mantua Township Utilities Authority for the fiscal year beginning, October 1, 2016 and, ending, September 30, 2017 is hereby adopted and shall constitute appropriations for the purposes stated; and

BE IT FURTHER RESOLVED, that the Annual Budget and Capital Budget/Program as presented for adoption reflects each item of revenue and appropriation in the same amount and title as set forth in the introduced and approved budget, including all amendments thereto, if any, which have been approved by the Director of the Division of Local Government Services.

Jon V. Hegg  
 (Secretary's Signature)

Sept 20 2016  
 (Date)

Governing Body		Recorded Vote			
Member:		Aye	Nay	Abstain	Absent
Heather Pool	Chairperson	X	6/6	OK	
Charles W. Burkett	Vice Chair	X			
Mario Dilisciandro	Treasurer	X			
Thomas D. Gregg, Jr.	Secretary	X			
Vincent Voltaggio	Engineering Coordinator	X			
Shawn Layton	Alternate #1	X			

**2016 AUTHORITY BUDGET**  
**Narrative and Information Section**

# 2016 AUTHORITY BUDGET MESSAGE & ANALYSIS

## MANTUA TOWNSHIP MUNICIPAL UTILITIES

### AUTHORITY BUDGET

FISCAL YEAR: FROM: OCTOBER 1, TO: SEPTEMBER  
2016 30, 2017

*Answer all questions below. Attach additional pages and schedules as needed.*

1. Complete a brief statement on the 2016 proposed Annual Budget and make comparison to the 2015 adopted budget for each operation. Explain any variances over +/-10% for each line item by operation. Explanations of variances should include a description of the reason for the increase/decrease in the budgeted line item, not just an indication of the amount and percent of the change. Attach any supporting documentation that will help to explain the reason for the increase/decrease in the budgeted line item. For example, if anticipated service charges have increased 15% due to an increase in rates, provide a copy of the resolution authorizing the rate increase.

**See continuation sheet attached**

2. Complete a brief statement on the impact the proposed Annual Budget will have on Anticipated Revenues, especially service charges and on the general purpose/component unit financial statements. Explain significant increases or decreases, if any. An increase or decrease is considered significant if it is over +/-10% from the current year adopted budget.

**Service charge rates are not anticipated to increase in the proposed budget and no significant increases or decreases in the overall revenue amounts are anticipated.**

3. Describe the state of the local/regional economy and how it may impact the proposed Annual Budget, including the planned Capital Budget/Program.

**The local economy is stable and should have no impact on the proposed budget.**

4. Describe the reasons for utilizing Unrestricted Net Position in the proposed Annual Budget, i.e. rate stabilization, debt service reduction, to balance the budget, etc. If the Authority's budget anticipates a use of Unrestricted Net Position, this question must be answered.

**Unrestricted Net Position is being utilized for the appropriation to the Township, and to balance the Sewer Operation Budget.**

5. Identify any sources of funds transferred to the County/Municipality as a budget subsidy or a shared service and explain the reason for the transfer (i.e.: to balance the County/Municipality budget, etc.).

**Source of the budgeted transfer to the Township of Mantua is Unrestricted Net Position. It is the Authority's understanding that the Township of Mantua includes the above mentioned funds as anticipated revenue in its budget.**

6. The proposed budget must not reflect an anticipated deficit from 2016 operations. If there exists an accumulated deficit from prior years' budgets (and funding is included in the proposed budget as a result of a prior deficit) explain the funding plan to eliminate said deficit (N.J.S.A. 40A:5A-12). If the Authority has a net deficit reported in its most recent audit, it must provide a deficit reduction plan in response to this question.

**Not Applicable.**

7. Attach a schedule of the Authority's existing rate structure (connection fees, parking fees, service charges, etc.) and a schedule of the proposed rate structure for the upcoming fiscal year. Explain any proposed changes in the rate structure and attach the resolution approving the change in the rate structure, if applicable.

**See attached schedule of the Authority's rates. There are no planned increases at this time.**

8. Attach a copy of the Authority's most recent Annual Operating Data submission to the Municipal Securities Rulemaking Board's Electronic Municipal Marketplace Access (EMMA) under the Authority's Continuing Disclosure Agreements for any debt issuances outstanding. Examples of Annual Operating Data may include sewer and water billings; parking rents and collections; number of customers; number of available parking spaces; etc. See Local Finance Notice 2014-9 for more information.

**See attached.**



## AUTHORITY CONTACT INFORMATION 2016

Please complete the following information regarding this Authority. All information requested below must be completed.

<b>Name of Authority:</b> <b>Federal ID Number:</b>	Mantua Township Utilities Authority		
Address:	397 Main Street		
City, State, Zip:	Mantua	NJ	08051
Phone: (ext.)	856-468-1111	Fax:	856-464-0034

<b>Preparer's Name:</b>	Stephen P. Testa, CPA, RMA for Romano Hearing, Testa & Knorr		
Preparer's Address:	150 S. Main Road		
City, State, Zip:	Vineland	NJ	08360
Phone: (ext.)	856-692-9100	Fax:	856-794-8862
E-mail:	<a href="mailto:stesta@rhtservices.com">stesta@rhtservices.com</a>		

<b>Chief Executive Officer:</b>	William M. Krebs, Executive Director		
Phone: (ext.)	(856) 468-1111	Fax:	(856) 464-0034
E-mail:	bkrebs@mantuamua.com		

<b>Chief Financial Officer:</b>	William M. Krebs, Executive Director		
Phone: (ext.)	(856) 468-1111	Fax:	(856) 464-0034
E-mail:	bkrebs@mantuamua.com		

<b>Name of Auditor:</b>	Nina S. Sorelle		
Name of Firm:	Bowman & Company, LLP		
Address:	6 N. Broad Street, Suite 201		
City, State, Zip:	Woodbury	NJ	08096
Phone: (ext.)	856-853-0440	Fax:	856-845-4128
E-mail:	nsorelle@bowmanllp.com		

# AUTHORITY INFORMATIONAL QUESTIONNAIRE

## MANTUA TOWNSHIP MUNICIPAL UTILITIES

FISCAL YEAR: FROM: OCTOBER 1, 2016 TO: SEPTEMBER 30, 2017

Answer all questions below completely and attach additional information as required.

- 1) Provide the number of individuals employed in calendar year 2015 as reported on the Authority's Form W-3, Transmittal of Wage and Tax Statements: 17
- 2) Provide the amount of total salaries and wages for calendar year 2015 as reported on the Authority's Form W-3, Transmittal of Wage and Tax Statements: \$697,431 (Box 16 State Wages)
- 3) Provide the number of regular voting members of the governing body: 5
- 4) Provide the number of alternate voting members of the governing body: 2 (However one seat is vacant)
- 5) Did any person listed on Page N-4 have a family or business relationship with any other person listed on Page N-4 during the current fiscal year? No If "yes," attach a description of the relationship including the names of the individuals involved and their positions at the Authority.
- 6) Did all individuals that were required to file a Financial Disclosure Statement for the current fiscal year because of their relationship with the Authority file the form as required? Yes If "no," provide a list of those individuals who failed to file a Financial Disclosure Statement and an explanation as to the reason for their failure to file.
- 7) Does the Authority have any amounts receivable from current or former commissioners, officers, key employees or highest compensated employees? No If "yes," attach a list of those individuals, their position, the amount receivable, and a description of the amount due to the Authority.
- 8) Was the Authority a party to a business transaction with one of the following parties:
  - a. A current or former commissioner, officer, key employee, or highest compensated employee? No
  - b. A family member of a current or former commissioner, officer, key employee, or highest compensated employee? No
  - c. An entity of which a current or former commissioner, officer, key employee, or highest compensated employee (or family member thereof) was an officer or direct or indirect owner? NoIf the answer to any of the above is "yes," attach a description of the transaction including the name of the commissioner, officer, key employee, or highest compensated employee (or family member thereof) of the Authority; the name of the entity and relationship to the individual or family member; the amount paid; and whether the transaction was subject to a competitive bid process.
- 9) Did the Authority during the most recent fiscal year pay premiums, directly or indirectly, on a personal benefit contract? A personal benefit contract is generally any life insurance, annuity, or endowment contract that benefits, directly or indirectly, the transferor, a member of the transferor's family, or any other person designated by the transferor. No If "yes," attach a description of the arrangement, the premiums paid, and indicate the beneficiary of the contract.
- 10) Explain the Authority's process for determining compensation for all persons listed on Page N-4. Include whether the Authority's process includes any of the following: 1) review and approval by the commissioners or a committee thereof; 2) study or survey of compensation data for comparable positions in similarly sized entities; 3) annual or periodic performance evaluation; 4) independent compensation consultant; and/or 5) written employment contract. See Below

**The compensation for all Board members was established by Ordinance of the Township of Mantua and is currently set at \$1/year. The compensation for the Executive Director is determined by written employment contract. Such contracts are reviewed and approved by the Authority's Board.**

- 11) Did the Authority pay for meals or catering during the current fiscal year? No If "yes," attach a detailed list of all meals and/or catering invoices for the current fiscal year and provide an explanation for each expenditure listed.



- 12) Did the Authority pay for travel expenses for any employee or individual listed on Page N-4? **No** *If "yes," attach a detailed list of all travel expenses for the current fiscal year and provide an explanation for each expenditure listed.*
- 13) Did the Authority provide any of the following to or for a person listed on Page N-4 or any other employee of the Authority:
- First class or charter travel **No**
  - Travel for companions **No**
  - Tax indemnification and gross-up payments **No**
  - Discretionary spending account **No**
  - Housing allowance or residence for personal use **No**
  - Payments for business use of personal residence **No**
  - Vehicle/auto allowance or vehicle for personal use **Yes (see below)**
  - Health or social club dues or initiation fees **No**
  - Personal services (i.e.: maid, chauffeur, chef) **No**

*If the answer to any of the above is "yes," attach a description of the transaction including the name and position of the individual and the amount expended.*

**13) g. William Krebs, Executive Director and Terry Brown, Foreman: Auto Fringe for personal use of vehicle- Amount to be determined at the end of the year.**

- 14) Did the Authority follow a written policy regarding payment or reimbursement for expenses incurred by employees and/or commissioners during the course of Authority business and does that policy require substantiation of expenses through receipts or invoices prior to reimbursement? **Yes** *If "no," attach an explanation of the Authority's process for reimbursing employees and commissioners for expenses.*
- 15) Did the Authority make any payments to current or former commissioners or employees for severance or termination? **No** *If "yes," attach explanation including amount paid.*
- 16) Did the Authority make any payments to current or former commissioners or employees that were contingent upon the performance of the Authority or that were considered discretionary bonuses? **No** *If "yes," attach explanation including amount paid.*
- 17) Did the Authority comply with its Continuing Disclosure Agreements for all debt issuances outstanding by submitting its audited annual financial statements, annual operating data, and notice of material events to the Municipal Securities Rulemaking Board's Electronic Municipal Marketplace Access (EMMA) as required? **Yes** *If "no," attach a description of the Authority's plan to ensure compliance with its Continuing Disclosure Agreements in the future.*
- 18) Did the Authority receive any notices from the Department of Environmental Protection or any other entity regarding maintenance or repairs required to the Authority's systems to bring them into compliance with current regulations and standards that it has not yet taken action to remediate? **No** *If "yes," attach explanation as to why the Authority has not yet undertaken the required maintenance or repairs and describe the Authority's plan to address the conditions identified.*
- 19) Did the Authority receive any notices of fines or assessments from the Department of Environmental Protection or any other entity due to noncompliance with current regulations (i.e.: sewer overflow, etc.)? **No** *If "yes," attach a description of the event or condition that resulted in the fine or assessment and indicate the amount of the fine or assessment.*

**AUTHORITY SCHEDULE OF COMMISSIONERS, OFFICERS, KEY EMPLOYEES,  
HIGHEST COMPENSATED EMPLOYEES AND INDEPENDENT CONTRACTORS  
MANTUA TOWNSHIP MUNICIPAL UTILITIES  
AUTHORITY**

**FISCAL YEAR: FROM: OCTOBER , TO: SEPTEMBER**  
2016 30, 2017

*Complete the attached table for all persons required to be listed per #1-4 below.*

- 1) List all of the Authority's current commissioners and officers and amount of compensation from the Authority and any other public entities as defined below. Enter zero if no compensation was paid.
- 2) List all of the Authority's key employees and highest compensated employees other than a commissioner or officer as defined below and amount of compensation from the Authority and any other public entities.
- 3) List all of the Authority's former officers, key employees and highest compensated employees who received more than \$100,000 in reportable compensation from the Authority and any other public entities during the most recent fiscal year completed.
- 4) List all of the Authority's former commissioners who received more than \$10,000 in reportable compensation from the Authority and any other public entities during the most recent fiscal year completed.

**Commissioner:** A member of the governing body of the authority with voting rights. Include alternates for purposes of this schedule.

**Officer:** A person elected or appointed to manage the authority's daily operations at any time during the year, such as the chairperson, vice-chairperson, secretary, or treasurer. For the purposes of this schedule, treat the authority's top management official and top financial official as officers. A member of the governing body may be both a commissioner and an officer for the purposes of this schedule.

**Key employee:** An employee or independent contractor of the authority (other than a commissioner or officer) who meets both of the following criteria:

- a) The individual received reportable compensation from the authority and other public entities in excess of \$150,000 for the most recent fiscal year completed; and
- b) The individual has responsibilities or influence over the authority as a whole or has power to control or determine 10% or more of the authority's capital expenditures or operating budget.

**Highest compensated employee:** One of the five highest compensated employees or independent contractors of the authority other than current commissioners, officers, or key employees whose aggregate reportable compensation from the authority and other public entities is greater than \$100,000 for the most recent fiscal year completed.

**Compensation:** All forms of cash and non-cash payments or benefits provided in exchange for services, including salaries and wages, bonuses, severance payments, deferred payments, retirement benefits, fringe benefits, and other financial arrangements or transactions such as personal vehicles, meals, housing, personal and family education benefits, below-market loans, payment of personal or family travel, entertainment, and personal use of the Authority's property. Compensation includes payments and other benefits provided to both employees and independent contractors in exchange for services.

**Reportable compensation:** The aggregate compensation that is reported (or is required to be reported) on Form W-2, box 1 or 5, whichever amount is greater, and/or Form 1099-MISC, box 7, for the most recent calendar year ended 60 days before the start of the proposed budget year. For example, for fiscal years ending December 31, 2016, the calendar year 2014 W-2 and 1099 should be used (60 days prior to start of budget year is November 1, 2015, with 2014 being the most recent calendar year ended), and for fiscal years ending June 30, 2017, the calendar year 2015 W-2 and 1099 should be used (60 days prior to start of budget year is May 1, 2016, with 2015 being the most recent calendar year ended).

**Other Public Entity:** Any municipality, county, local authority, fire district, or other government unit, regardless of whether it is related in any way to the Authority either by function or by physical location.

Authority Schedule of Commissioners, Officers, Key Employees, Highest Compensated Employees and Independent Contractors (Continued)

MANTUA TOWNSHIP MUNICIPAL UTILITIES AUTHORITY  
 For the Period October 1, 2016 to September 30, 2017

Name	Title	Average Hours per Week Dedicated to Position	Position		Reportable Compensation from Authority (W-2/1099)		Estimated amount of other compensation from the Authority (health benefits, pension, etc.)	Total Compensation from Authority	Names of Other Public Entities where Individual is an Employee or Member of the Governing Body	Positions held at Other Public Entities Listed in Column D	Average Hours per Week Dedicated to Positions at Other Public Entities Listed in Column D	Reportable Compensation from Other Public Entities (W-2/1099)	Estimated amount of other compensation from Other Public Entities (health benefits, pension, payment in lieu of health benefits, etc.)	Total Compensation All Public Entities	
			Commissioner	Officer	Key Employee	Highest Compensated Employee									Base Salary/Stipend
1 Heather Pool	Chairperson	2 X	X			\$	-	1	City of Gloucester	Deputy City Clerk		98,712	31,180	129,893	
2 Thomas Gregg (1 of 2)	Secretary	2 X	X				-	1	Mantua Twp BOE	President				1	
3 Vince Voltaggio	Engineering Coordinator	1 X					-	1	City of Gloucester	City Engineer		139,693	31,180	170,874	
4 Shawn K. Layton	1st Alternate	1 X					-	1	City of Gloucester	Firefighter		42,560	11,124	53,685	
5 William Krebs	Executive Director	40	X			4,200	-	126,965	City of Gloucester	Alt Member Constr Bd of Appeals		3,868	-	130,833	
6 Charles Burkett	Vice Chair	1 X	X				-	1	None					1	
7 Mario Diliscandro	Treasurer	1 X	X				-	1	None					1	
8							-	-						-	
9 Thomas Gregg (2 of 2)	Secretary	2 X	X				-	-	Gloucester County Improvement Authority	Non-employee Electrician (IBEW)		83,000	-	83,000	
10							-	-						-	
11							-	-						-	
12							-	-						-	
13							-	-						-	
14							-	-						-	
15							-	-						-	
Total:							\$ 122,771	\$ -	\$ 4,200	\$ -	\$ -	\$ 126,971	\$ 367,833	\$ 73,484	\$ 568,288

Enter the total number of employees/ independent contractors who received more than \$100,000 in total reportable compensation for the most recent fiscal year completed: 1

# Schedule of Health Benefits - Detailed Cost Analysis

## MANTUA TOWNSHIP MUNICIPAL UTILITIES AUTHORITY

For the Period October 1, 2016 to September 30, 2017

	# of Covered Members (Medical & Rx)		Annual Cost Estimate per Employee Proposed Budget		Total Cost Estimate Proposed Budget		# of Covered Members (Medical & Rx) Current Year		Annual Cost per Employee Current Year		Total Current Year Cost		% Increase (Decrease)		
	Proposed Budget	Actual	Proposed Budget	Actual	Proposed Budget	Actual	Current Year	Actual	Current Year	Actual	Current Year	Proposed Budget	Actual	Proposed Budget	Actual
<b>Active Employees - Health Benefits - Annual Cost</b>															
Single Coverage					\$ -						\$ -				#DIV/0!
Parent & Child					-						-				#DIV/0!
Employee & Spouse (or Partner)	2		25,845		51,690		2		23,076		46,152			5,538	12.0%
Family	7		35,146		246,022		7		31,380		219,660			26,362	12.0%
Employee Cost Sharing Contribution (enter as negative - )					(25,000)						(25,000)				0.0%
Subtotal	9				272,712		9				240,812			31,900	13.2%
<b>Commissioners - Health Benefits - Annual Cost</b>															
Single Coverage					-						-				#DIV/0!
Parent & Child					-						-				#DIV/0!
Employee & Spouse (or Partner)					-						-				#DIV/0!
Family					-						-				#DIV/0!
Employee Cost Sharing Contribution (enter as negative - )															#DIV/0!
Subtotal	0				-		0				-				#DIV/0!
<b>Retirees - Health Benefits - Annual Cost</b>															
Single Coverage	1		16,101		16,101		1		14,376		14,376			1,725	12.0%
Parent & Child					-						-				#DIV/0!
Employee & Spouse (or Partner)	3		31,436		94,308		3		28,068		84,204			10,104	12.0%
Family					-						-				#DIV/0!
Employee Cost Sharing Contribution (enter as negative - )															#DIV/0!
Subtotal	4				110,409		4				98,580			11,829	12.0%
<b>GRAND TOTAL</b>	<b>13</b>				<b>\$ 383,121</b>		<b>13</b>				<b>\$ 339,392</b>			<b>\$ 43,729</b>	<b>12.9%</b>

Is medical coverage provided by the SHBP (Yes or No)?  
 Is prescription drug coverage provided by the SHBP (Yes or No)?

Yes  
 Yes

# Schedule of Accumulated Liability for Compensated Absences

MANTUA TOWNSHIP MUNICIPAL UTILITIES AUTHORITY

For the Period October 1, 2016 to September 30, 2017

*Complete the below table for the Authority's accrued liability for compensated absences.*

Individuals Eligible for Benefit	Gross Days of Accumulated Compensated Absences at beginning of Current Year	Dollar Value of Accrued Compensated Absence Liability	Approved Labor Agreement	Resolution	Individual Employment Agreement
William Krebs	20	\$ 8,613			X
Lee Ann Dehart	10	2,422		X	
Susan Novick	20	3,583		X	
Terry Brown	140	36,817		X	
John Pinizzotto	62	13,781		X	
Donald Bonney	161	34,401		X	
George DeMaris	72	11,394		X	
Ray Ledrich	2	224		X	
Matt Dalton	1	160		X	
Michelle Bruner	0.5	78		X	
Scott Newman	* N/A	12,822		X	
Linda Olsen	* N/A	17,426		X	
*N/A - Balance of Retiree Payout					
<b>Total liability for accumulated compensated absences at beginning of current year</b>		<b>\$ 141,721</b>			

*Legal Basis for Benefit  
(check applicable items)*

## Schedule of Shared Service Agreements

MANTUA TOWNSHIP MUNICIPAL UTILITIES AUTHORITY

September 30, 2017

October 1, 2016

For the Period

to

*Enter the shared service agreements that the Authority currently engages in and identify the amount that is received/paid for those services.*

Name of Entity Providing Service	Name of Entity Receiving Service	Type of Shared Service Provided	Comments (Enter more specifics if needed)	Agreement Effective Date	Agreement End Date	Amount to be Received by/ Paid from Authority
Mantua Township MUA	Mantua Twp	Payroll and Admin Services		8/18/2015	8/17/2025	\$ 50,000
Mantua Township MUA	Mantua Twp	Econ Dev Svc and Redevel Svc		8/18/2015	8/17/2025	
Mantua Township MUA	Mantua Twp	COAH Services	Admin Agent and Housing Liaison	8/18/2015	8/17/2025	
Mantua Twp	Mantua Township MUA	Police Services	traffic control/road closings	8/18/2015	8/17/2025	
Mantua Twp	Mantua Township MUA	Equip and Office Space	Dump trucks/temp lighting/office space	8/18/2015	8/17/2025	
Mantua Twp	Mantua Township MUA	Public Works Services	grounds keeping/vehicle maintenance	8/18/2015	8/17/2025	
Mantua Twp	Mantua Township MUA	Tax Sale Services		8/18/2015	8/17/2025	

**2016 AUTHORITY BUDGET**  
**Financial Schedules Section**

## 2016 Budget Summary

### MANTUA TOWNSHIP MUNICIPAL UTILITIES AUTHORITY

For the Period October 1, 2016 to September 30, 2017

	<i>Proposed Budget</i>					<i>Adopted Budget</i>		<i>% Increase (Decrease) Proposed vs. Adopted</i>	
	SEWER	WATER	N/A	N/A	N/A	Total All Operations	Total All Operations		
	\$	\$	\$	\$	\$	\$	\$		
<b>REVENUES</b>									
Total Operating Revenues	\$ 1,938,276	\$ 2,079,448	-	-	-	\$ 4,017,724	\$ 3,969,128	\$ 48,596	1.2%
Total Non-Operating Revenues	-	60,000	-	-	-	60,000	-	-	0.0%
Total Anticipated Revenues	1,938,276	2,139,448	-	-	-	4,077,724	4,029,128	48,596	1.2%
<b>APPROPRIATIONS</b>									
Total Administration	438,583	491,603	-	-	-	930,186	830,002	100,184	12.1%
Total Cost of Providing Services	1,245,265	1,112,968	-	-	-	2,358,233	2,355,990	2,843	0.1%
Total Principal Payments on Debt Service in Lieu of Depreciation	175,000	115,602	-	-	-	290,602	279,092	11,510	4.1%
Total Operating Appropriations	1,858,848	1,720,173	-	-	-	3,579,021	3,464,484	114,537	3.3%
Total Interest Payments on Debt	59,950	45,275	-	-	-	105,225	112,400	(7,175)	-6.4%
Total Other Non-Operating Appropriations	243,942	460,009	-	-	-	703,951	767,224	(63,273)	-8.2%
Total Non-Operating Appropriations	303,892	505,284	-	-	-	809,176	879,624	(70,448)	-8.0%
Accumulated Deficit	-	-	-	-	-	-	-	-	#DIV/0!
Total Appropriations and Accumulated Deficit	2,162,740	2,225,457	-	-	-	4,388,197	4,344,108	44,089	1.0%
Less: Total Unrestricted Net Position Utilized	224,464	86,009	-	-	-	310,473	314,980	(4,507)	-1.4%
Net Total Appropriations	1,938,276	2,139,448	-	-	-	4,077,724	4,029,128	48,596	1.2%
<b>ANTICIPATED SURPLUS (DEFICIT)</b>	\$ -	\$ -	\$ -	\$ -	\$ -	\$ -	\$ -	\$ -	#DIV/0!



## 2016 Revenue Schedule

### MANTUA TOWNSHIP MUNICIPAL UTILITIES AUTHORITY

For the Period      October 1, 2016                      to                      September 30, 2017

	<i>Proposed Budget</i>						<i>Adopted Budget</i>			<i>\$ Increase (Decrease) Proposed vs. Adopted</i>	<i>% Increase (Decrease) Proposed vs. Adopted</i>
	SEWER	WATER	N/A	N/A	N/A	N/A	Total All Operations	Total All Operations	All Operations	All Operations	
<b>OPERATING REVENUES</b>											
<i>Service Charges</i>											
Residential	\$ 1,705,683	\$ 1,829,914					\$ 3,535,597	\$ 3,492,833	\$ 42,764	1.2%	
Business/Commercial	213,210	228,739				441,949	436,604	5,345		1.2%	
Industrial	19,383	20,795				40,178	39,691	487		1.2%	
Intergovernmental						-	-	-		#DIV/0!	
Other						-	-	-		#DIV/0!	
<b>Total Service Charges</b>	<b>1,938,276</b>	<b>2,079,448</b>				<b>4,017,724</b>	<b>3,969,128</b>	<b>48,596</b>		<b>1.2%</b>	
<i>Connection Fees</i>											
Residential						-	-	-		#DIV/0!	
Business/Commercial						-	-	-		#DIV/0!	
Industrial						-	-	-		#DIV/0!	
Intergovernmental						-	-	-		#DIV/0!	
Other						-	-	-		#DIV/0!	
<b>Total Connection Fees</b>						<b>-</b>	<b>-</b>	<b>-</b>		<b>#DIV/0!</b>	
<i>Parking Fees</i>											
Meters						-	-	-		#DIV/0!	
Permits						-	-	-		#DIV/0!	
Fines/Penalties						-	-	-		#DIV/0!	
Other						-	-	-		#DIV/0!	
<b>Total Parking Fees</b>						<b>-</b>	<b>-</b>	<b>-</b>		<b>#DIV/0!</b>	
<i>Other Operating Revenues (List)</i>											
Other Revenue 1						-	-	-		#DIV/0!	
Other Revenue 2						-	-	-		#DIV/0!	
Other Revenue 3						-	-	-		#DIV/0!	
Other Revenue 4						-	-	-		#DIV/0!	
<b>Total Other Revenue</b>						<b>-</b>	<b>-</b>	<b>-</b>		<b>#DIV/0!</b>	
<b>Total Operating Revenues</b>	<b>1,938,276</b>	<b>2,079,448</b>				<b>4,017,724</b>	<b>3,969,128</b>	<b>48,596</b>		<b>1.2%</b>	
<b>NON-OPERATING REVENUES</b>											
<i>Grants &amp; Entitlements (List)</i>											
Grant #1						-	-	-		#DIV/0!	
Grant #2						-	-	-		#DIV/0!	
Grant #3						-	-	-		#DIV/0!	
Grant #4						-	-	-		#DIV/0!	
<b>Total Grants &amp; Entitlements</b>						<b>-</b>	<b>-</b>	<b>-</b>		<b>#DIV/0!</b>	
<i>Local Subsidies &amp; Donations (List)</i>											
Local Subsidy #1						-	-	-		#DIV/0!	
Local Subsidy #2						-	-	-		#DIV/0!	
Local Subsidy #3						-	-	-		#DIV/0!	
Local Subsidy #4						-	-	-		#DIV/0!	
<b>Total Local Subsidies &amp; Donations</b>						<b>-</b>	<b>-</b>	<b>-</b>		<b>#DIV/0!</b>	
<i>Interest on Investments &amp; Deposits</i>											
Investments						-	-	-		#DIV/0!	
Security Deposits						-	-	-		#DIV/0!	
Penalties						-	-	-		#DIV/0!	
Other Investments						-	-	-		#DIV/0!	
<b>Total Interest</b>						<b>-</b>	<b>-</b>	<b>-</b>		<b>#DIV/0!</b>	
<i>Other Non-Operating Revenues (List)</i>											
Mobile Antenna Lease		60,000				60,000	60,000	-		0.0%	
Other Non-Operating #2						-	-	-		#DIV/0!	
Other Non-Operating #3						-	-	-		#DIV/0!	
Other Non-Operating #4						-	-	-		#DIV/0!	
<b>Other Non-Operating Revenues</b>		<b>60,000</b>				<b>60,000</b>	<b>60,000</b>	<b>-</b>		<b>0.0%</b>	
<b>Total Non-Operating Revenues</b>		<b>60,000</b>				<b>60,000</b>	<b>60,000</b>	<b>-</b>		<b>0.0%</b>	
<b>TOTAL ANTICIPATED REVENUES</b>	<b>\$ 1,938,276</b>	<b>\$ 2,139,448</b>	<b>\$ -</b>	<b>\$ -</b>	<b>\$ -</b>	<b>\$ -</b>	<b>\$ 4,077,724</b>	<b>\$ 4,029,128</b>	<b>\$ 48,596</b>	<b>1.2%</b>	

## 2015 Adopted Revenue Schedule

### MANTUA TOWNSHIP MUNICIPAL UTILITIES AUTHORITY

	<i>Adopted Budget</i>						<b>Total All Operations</b>
	SEWER	WATER	N/A	N/A	N/A	N/A	
<b>OPERATING REVENUES</b>							
<i>Service Charges</i>							
Residential	\$ 1,705,733	\$ 1,787,100					\$ 3,492,833
Business/Commercial	213,217	223,387					436,604
Industrial	19,383	20,308					39,691
Intergovernmental							-
Other							-
<b>Total Service Charges</b>	<b>1,938,333</b>	<b>2,030,795</b>	-	-	-	-	<b>3,969,128</b>
<i>Connection Fees</i>							
Residential							-
Business/Commercial							-
Industrial							-
Intergovernmental							-
Other							-
<b>Total Connection Fees</b>	-	-	-	-	-	-	-
<i>Parking Fees</i>							
Meters							-
Permits							-
Fines/Penalties							-
Other							-
<b>Total Parking Fees</b>	-	-	-	-	-	-	-
<i>Other Operating Revenues (List)</i>							
Other Revenue 1							-
Other Revenue 2							-
Other Revenue 3							-
Other Revenue 4							-
<b>Total Other Revenue</b>	-	-	-	-	-	-	-
<b>Total Operating Revenues</b>	<b>1,938,333</b>	<b>2,030,795</b>	-	-	-	-	<b>3,969,128</b>
<b>NON-OPERATING REVENUES</b>							
<i>Grants &amp; Entitlements (List)</i>							
Grant #1							-
Grant #2							-
Grant #3							-
Grant #4							-
<b>Total Grants &amp; Entitlements</b>	-	-	-	-	-	-	-
<i>Local Subsidies &amp; Donations (List)</i>							
Local Subsidy #1							-
Local Subsidy #2							-
Local Subsidy #3							-
Local Subsidy #4							-
<b>Total Local Subsidies &amp; Donations</b>	-	-	-	-	-	-	-
<i>Interest on Investments &amp; Deposits</i>							
Investments							-
Security Deposits							-
Penalties							-
Other Investments							-
<b>Total Interest</b>	-	-	-	-	-	-	-
<i>Other Non-Operating Revenues (List)</i>							
Mobile Antenna Lease		60,000					60,000
Other Non-Operating #2							-
Other Non-Operating #3							-
Other Non-Operating #4							-
<b>Other Non-Operating Revenues</b>	-	<b>60,000</b>	-	-	-	-	<b>60,000</b>
<b>Total Non-Operating Revenues</b>	-	<b>60,000</b>	-	-	-	-	<b>60,000</b>
<b>TOTAL ANTICIPATED REVENUES</b>	<b>\$ 1,938,333</b>	<b>\$ 2,090,795</b>	<b>\$ -</b>	<b>\$ -</b>	<b>\$ -</b>	<b>\$ -</b>	<b>\$ 4,029,128</b>

## 2016 Appropriations Schedule

### MANTUA TOWNSHIP MUNICIPAL UTILITIES AUTHORITY

For the Period      October 1, 2016                      to                      September 30, 2017

	<i>Proposed Budget</i>							<i>Adopted Budget</i>	<i>\$ Increase (Decrease) Proposed vs. Adopted</i>	<i>% Increase (Decrease) Proposed vs. Adopted</i>
	SEWER	WATER	N/A	N/A	N/A	N/A	Total All Operations	Total All Operations	All Operations	All Operations
								Operations	All Operations	All Operations
<b>OPERATING APPROPRIATIONS</b>										
<i>Administration - Personnel</i>										
Salary & Wages	\$ 160,177	\$ 160,177					\$ 320,354	\$ 345,900	\$ (25,546)	-7.4%
Fringe Benefits	120,486	153,346					273,832	203,602	70,230	34.5%
<b>Total Administration - Personnel</b>	<b>280,663</b>	<b>313,523</b>	-	-	-	-	<b>594,186</b>	<b>549,502</b>	<b>44,684</b>	<b>8.1%</b>
<i>Administration - Other (List)</i>										
See attached schedule	157,920	178,080					336,000	280,500	55,500	19.8%
Other Admin Expense #2							-	-	-	#DIV/0!
Other Admin Expense #3							-	-	-	#DIV/0!
Other Admin Expense #4							-	-	-	#DIV/0!
Miscellaneous Administration*							-	-	-	#DIV/0!
<b>Total Administration - Other</b>	<b>157,920</b>	<b>178,080</b>	-	-	-	-	<b>336,000</b>	<b>280,500</b>	<b>55,500</b>	<b>19.8%</b>
<b>Total Administration</b>	<b>438,583</b>	<b>491,603</b>	-	-	-	-	<b>930,186</b>	<b>830,002</b>	<b>100,184</b>	<b>12.1%</b>
<i>Cost of Providing Services - Personnel</i>										
Salary & Wages	156,733	207,305					364,038	352,725	11,313	3.2%
Fringe Benefits	138,917	176,803					315,720	367,458	(51,738)	-14.1%
<b>Total COPS - Personnel</b>	<b>295,650</b>	<b>384,108</b>	-	-	-	-	<b>679,758</b>	<b>720,183</b>	<b>(40,425)</b>	<b>-5.6%</b>
<i>Cost of Providing Services - Other (List)</i>										
See attached schedule	949,615	728,860					1,678,475	1,635,207	43,268	2.6%
Other COPS Expense #2							-	-	-	#DIV/0!
Other COPS Expense #3							-	-	-	#DIV/0!
Other COPS Expense #4							-	-	-	#DIV/0!
Miscellaneous COPS*							-	-	-	#DIV/0!
<b>Total COPS - Other</b>	<b>949,615</b>	<b>728,860</b>	-	-	-	-	<b>1,678,475</b>	<b>1,635,207</b>	<b>43,268</b>	<b>2.6%</b>
<b>Total Cost of Providing Services</b>	<b>1,245,265</b>	<b>1,112,968</b>	-	-	-	-	<b>2,358,233</b>	<b>2,355,390</b>	<b>2,843</b>	<b>0.1%</b>
<i>Total Principal Payments on Debt Service in Lieu of Depreciation</i>										
	175,000	115,602					290,602	279,092	11,510	4.1%
<b>Total Operating Appropriations</b>	<b>1,858,848</b>	<b>1,720,173</b>	-	-	-	-	<b>3,579,021</b>	<b>3,464,484</b>	<b>114,537</b>	<b>3.3%</b>
<b>NON-OPERATING APPROPRIATIONS</b>										
Total Interest Payments on Debt	59,950	45,275					105,225	112,400	(7,175)	-6.4%
Operations & Maintenance Reserve							-	-	-	#DIV/0!
Renewal & Replacement Reserve	151,000	374,000					525,000	594,000	(69,000)	-11.6%
Municipality/County Appropriation	92,942	86,009					178,951	173,224	5,727	3.3%
Other Reserves							-	-	-	#DIV/0!
<b>Total Non-Operating Appropriations</b>	<b>303,892</b>	<b>505,284</b>	-	-	-	-	<b>809,176</b>	<b>879,624</b>	<b>(70,448)</b>	<b>-8.0%</b>
<b>TOTAL APPROPRIATIONS</b>	<b>2,162,740</b>	<b>2,225,457</b>	-	-	-	-	<b>4,388,197</b>	<b>4,344,108</b>	<b>44,089</b>	<b>1.0%</b>
<b>ACCUMULATED DEFICIT</b>										
<b>TOTAL APPROPRIATIONS &amp; ACCUMULATED DEFICIT</b>	<b>2,162,740</b>	<b>2,225,457</b>	-	-	-	-	<b>4,388,197</b>	<b>4,344,108</b>	<b>44,089</b>	<b>1.0%</b>
<b>UNRESTRICTED NET POSITION UTILIZED</b>										
Municipality/County Appropriation	92,942	86,009					178,951	173,224	5,727	3.3%
Other	131,522						131,522	141,756	(10,234)	-7.2%
<b>Total Unrestricted Net Position Utilized</b>	<b>224,464</b>	<b>86,009</b>	-	-	-	-	<b>310,473</b>	<b>314,980</b>	<b>(4,507)</b>	<b>-1.4%</b>
<b>TOTAL NET APPROPRIATIONS</b>	<b>\$ 1,938,276</b>	<b>\$ 2,139,448</b>	\$ -	\$ -	\$ -	\$ -	<b>\$ 4,077,724</b>	<b>\$ 4,029,128</b>	<b>\$ 48,596</b>	<b>1.2%</b>

\* Miscellaneous line items may not exceed 5% of total operating appropriations shown below. If amount in miscellaneous is greater than the amount shown below, then the line item must be itemized above.

5% of Total Operating Appropriations      \$ 92,942.40      \$ 86,008.65      \$ -      \$ -      \$ -      \$ -      \$ -      \$ 178,951.05

**Mantua Township Municipal Utilities Authority  
Appropriations Supporting Schedule  
Budget Year 10-1-16 through 9-30-17**

	Appropriations (Proposed)		Appropriations (Curr. Adopted)	
	Sewer	Water	Sewer	Water
<b>Administration - Other :</b>				
Office Supplies	\$ 14,335	\$ 16,165	\$ 14,100	\$ 15,900
Office Equipment	1,175	1,325	1,175	1,325
Data Processing	7,755	8,745	7,755	8,745
Professional Services	126,900	143,100	101,050	113,950
Insurance (Office & Misc)	235	265	235	265
Travel, Meetings, Dues, etc	3,760	4,240	3,760	4,240
Maintenance	1,880	2,120	1,880	2,120
Rent	940	1,060	940	1,060
Other	940	1,060	940	1,060
<b>Total Administration - Other</b>	<b>\$ 157,920</b>	<b>\$ 178,080</b>	<b>\$ 131,835</b>	<b>\$ 148,665</b>
<b>Cost of Providing Services - Other:</b>				
Inventory (Supplies)	\$ 3,000	\$ 7,000	\$ 3,000	\$ 7,000
Chemicals	4,050	22,950	3,750	21,250
Electric	18,000	162,000	18,000	162,000
Transportation	25,000	25,000	12,500	12,500
Telephone	1,950	11,050	1,950	11,050
Rent	640	960	640	960
G.C.U.A. Treatment	861,375		845,107	
System Maintenance	8,750	26,250	8,750	26,250
Meters Maintenance	-	56,000	-	56,000
Hydrant Maintenance	-	1,500	-	1,500
Station Maintenance	11,250	33,750	11,250	33,750
Shop & Lab Fees	1,200	10,800	1,200	10,800
Sludge Disposal Costs	-	12,000	-	12,000
NJ American Water Purchase	-	340,000	-	340,000
Insurance	10,400	15,600	10,400	15,600
Miscellaneous, Unallocated & Training	4,000	4,000	4,000	4,000
<b>Total Cost of Providing Services - Other</b>	<b>\$ 949,615</b>	<b>\$ 728,860</b>	<b>\$ 920,547</b>	<b>\$ 714,660</b>

## 2015 Adopted Appropriations Schedule

### MANTUA TOWNSHIP MUNICIPAL UTILITIES AUTHORITY

	<i>Adopted Budget</i>						<b>Total All Operations</b>
	<b>SEWER</b>	<b>WATER</b>	<b>N/A</b>	<b>N/A</b>	<b>N/A</b>	<b>N/A</b>	
<b>OPERATING APPROPRIATIONS</b>							
<i>Administration - Personnel</i>							
Salary & Wages	\$ 172,950	\$ 172,950					\$ 345,900
Fringe Benefits	89,585	114,017					203,602
Total Administration - Personnel	262,535	286,967	-	-	-	-	549,502
<i>Administration - Other (List)</i>							
See attached schedule (Attach the part of your spreadsheet that includes the detail of this section)	131,835	148,665					280,500
Miscellaneous Administration*							-
Total Administration - Other	131,835	148,665	-	-	-	-	280,500
Total Administration	394,370	435,632	-	-	-	-	830,002
<i>Cost of Providing Services - Personnel</i>							
Salary & Wages	155,865	196,860					352,725
Fringe Benefits	161,682	205,776					367,458
Total COPS - Personnel	317,547	402,636	-	-	-	-	720,183
<i>Cost of Providing Services - Other (List)</i>							
See attached schedule (Attach the part of your spreadsheet that includes the detail of this section)	920,547	714,660					1,635,207
Miscellaneous COPS*							-
Total COPS - Other	920,547	714,660	-	-	-	-	1,635,207
Total Cost of Providing Services	1,238,094	1,117,296	-	-	-	-	2,355,390
Total Principal Payments on Debt Service in Lieu of Depreciation	170,000	109,092	-	-	-	-	279,092
Total Operating Appropriations	1,802,464	1,662,020	-	-	-	-	3,464,484
<b>NON-OPERATING APPROPRIATIONS</b>							
Total Interest Payments on Debt	64,625	47,775	-	-	-	-	112,400
Operations & Maintenance Reserve							-
Renewal & Replacement Reserve	213,000	381,000					594,000
Municipality/County Appropriation	90,123	83,101					173,224
Other Reserves							-
Total Non-Operating Appropriations	367,748	511,876	-	-	-	-	879,624
<b>TOTAL APPROPRIATIONS</b>	2,170,212	2,173,896	-	-	-	-	4,344,108
<b>ACCUMULATED DEFICIT</b>							-
<b>TOTAL APPROPRIATIONS &amp; ACCUMULATED DEFICIT</b>	2,170,212	2,173,896	-	-	-	-	4,344,108
<b>UNRESTRICTED NET POSITION UTILIZED</b>							
Municipality/County Appropriation	90,123	83,101	-	-	-	-	173,224
Other	141,756						141,756
Total Unrestricted Net Position Utilized	231,879	83,101	-	-	-	-	314,980
<b>TOTAL NET APPROPRIATIONS</b>	\$ 1,938,333	\$ 2,090,795	\$ -	\$ -	\$ -	\$ -	\$ 4,029,128

\* Miscellaneous line items may not exceed 5% of total operating appropriations shown below. If amount in miscellaneous is greater than the amount shown below, then the line item must be itemized above.

5% of Total Operating Appropriations	\$ 90,123.20	\$ 83,101.00	\$ -	\$ -	\$ -	\$ -	\$ 173,224.20
--------------------------------------	--------------	--------------	------	------	------	------	---------------

## 5 Year Debt Service Schedule - Principal

### MANTUA TOWNSHIP MUNICIPAL UTILITIES AUTHORITY

	<i>Fiscal Year Beginning in</i>							Total Principal Outstanding	
	Current Year (2015)	2016	2017	2018	2019	2020	2021		Thereafter
<b>SEWER</b>									
2009 Revenue Bonds	\$ 170,000	175,000	180,000	190,000	195,000	200,000	210,000	\$ 450,000	\$ 1,600,000
<b>Total Principal</b>	<b>170,000</b>	<b>175,000</b>	<b>180,000</b>	<b>190,000</b>	<b>195,000</b>	<b>200,000</b>	<b>210,000</b>	<b>450,000</b>	<b>1,600,000</b>
<b>WATER</b>									
2008 NJEIT Fund	59,092	60,602	58,941	60,300	61,418	59,258	60,119	155,758	516,396
2008 NJEIT Trust	50,000	55,000	55,000	60,000	65,000	65,000	70,000	505,000	875,000
<b>Total Principal</b>	<b>109,092</b>	<b>115,602</b>	<b>113,941</b>	<b>120,300</b>	<b>126,418</b>	<b>124,258</b>	<b>130,119</b>	<b>660,758</b>	<b>1,391,396</b>
N/A									
Debt Issuance #1									
Debt Issuance #2									
Debt Issuance #3									
Debt Issuance #4									
<b>Total Principal</b>	-	-	-	-	-	-	-	-	-
N/A									
Debt Issuance #1									
Debt Issuance #2									
Debt Issuance #3									
Debt Issuance #4									
<b>Total Principal</b>	-	-	-	-	-	-	-	-	-
N/A									
Debt Issuance #1									
Debt Issuance #2									
Debt Issuance #3									
Debt Issuance #4									
<b>Total Principal</b>	-	-	-	-	-	-	-	-	-
<b>TOTAL PRINCIPAL ALL OPERATIONS</b>	<b>\$ 279,092</b>	<b>\$ 290,602</b>	<b>\$ 293,941</b>	<b>\$ 310,300</b>	<b>\$ 321,418</b>	<b>\$ 324,258</b>	<b>\$ 340,119</b>	<b>\$ 1,110,758</b>	<b>\$ 2,991,396</b>

Indicate the Authority's most recent bond rating and the year of the rating by ratings service.

Moody's	Fitch	Standard & Poors
A3	N/A	AA
2013	2014	2014

# 5 Year Debt Service Schedule - Interest

## MANTUA TOWNSHIP MUNICIPAL UTILITIES AUTHORITY

Fiscal Year Beginning in

	Current Year (2015)	2016	2017	2018	2019	2020	2021	Thereafter	Total Interest Payments Outstanding
<b>SEWER</b>									
2009 Revenue Bonds	64,625	59,950	54,700	48,850	42,200	34,400	26,400	27,200	\$ 293,700
Total Interest Payments	64,625	59,950	54,700	48,850	42,200	34,400	26,400	27,200	293,700
<b>WATER</b>									
2008 NJEIT Trust	47,775	45,275	42,525	39,775	36,625	33,050	29,475	92,125	318,850
Total Interest Payments	47,775	45,275	42,525	39,775	36,625	33,050	29,475	92,125	318,850
N/A									
Total Interest Payments	-	-	-	-	-	-	-	-	-
N/A									
Total Interest Payments	-	-	-	-	-	-	-	-	-
N/A									
Total Interest Payments	-	-	-	-	-	-	-	-	-
N/A									
Total Interest Payments	-	-	-	-	-	-	-	-	-
Total Interest Payments	\$ 112,400	\$ 105,225	\$ 97,225	\$ 88,625	\$ 78,825	\$ 67,450	\$ 55,875	\$ 119,325	\$ 612,550
<b>TOTAL INTEREST ALL OPERATIONS</b>									

# 2016 Net Position Reconciliation

## MANTUA TOWNSHIP MUNICIPAL UTILITIES AUTHORITY

For the Period October 1, 2016 to September 30, 2017

### Proposed Budget

	SEWER	WATER	N/A	N/A	N/A	N/A	Operations	Total All
<b>TOTAL NET POSITION BEGINNING OF CURRENT YEAR (1)</b>	\$ 4,107,176	\$ 5,552,428					\$ 9,659,604	
Less: Invested in Capital Assets, Net of Related Debt (1)	3,539,912	5,111,819					8,651,731	
Less: Restricted for Debt Service Reserve (1)	630,759	532,337					1,163,096	
Less: Other Restricted Net Position (1)								
Total Unrestricted Net Position (1)	(63,495)	(91,728)					(155,223)	
Less: Designated for Non-Operating Improvements & Repairs								
Less: Designated for Rate Stabilization								
Less: Other Designated by Resolution								
Plus: Accrued Unfunded Pension Liability (1)	780,258	992,178					1,772,436	
Plus: Accrued Unfunded Other Post-Employment Benefit Liability (1)								
Plus: Estimated Income (Loss) on Current Year Operations (2)	168,455	52,328					220,783	
Plus: Other Adjustments (attach schedule)								
<b>UNRESTRICTED NET POSITION AVAILABLE FOR USE IN PROPOSED BUDGET</b>	885,218	952,778					1,837,996	
Unrestricted Net Position Utilized to Balance Proposed Budget	131,522	-					131,522	
Unrestricted Net Position Utilized in Proposed Capital Budget	-	-					-	
Appropriation to Municipality/County (3)	92,942	86,009					178,951	
Total Unrestricted Net Position Utilized in Proposed Budget	224,464	86,009					310,473	
<b>PROJECTED UNRESTRICTED UNDESIGNATED NET POSITION AT END OF YEAR</b>	\$ 660,754	\$ 866,769	\$ -	\$ -	\$ -	\$ -	\$ 1,527,523	

(1) Total of all operations for this line item must agree to audited financial statements.

(2) Include budgeted and unbudgeted use of unrestricted net position in the current year's operations.

(3) Amount may not exceed 5% of total operating appropriations. See calculation below.

Maximum Allowable Appropriation to Municipality/County

(4) If Authority is projecting a deficit for any operation at the end of the budget period, the Authority must attach a statement explaining its plan to reduce the deficit, including the timeline for elimination of the deficit, if not already detailed in the budget narrative section.



2016  
MANTUA TOWNSHIP  
MUNICIPAL UTILITIES  
AUTHORITY  
CAPITAL  
BUDGET/  
PROGRAM

# 2016 CERTIFICATION OF AUTHORITY CAPITAL BUDGET/PROGRAM


## MANTUA TOWNSHIP MUNICIPAL UTILITIES AUTHORITY

FISCAL YEAR: FROM: OCTOBER 1, 2016 TO: SEPTEMBER 30, 2017

It is hereby certified that the Authority Capital Budget/Program annexed hereto is a true copy of the Capital Budget/Program approved, pursuant to N.J.A.C. 5:31-2.2, along with the Annual Budget, by the governing body of the Mantua Township Utilities Authority, on the 16<sup>th</sup> day of August, 2016.

**OR**

It is hereby certified that the governing body of the \_\_\_\_\_ Authority have elected **NOT** to adopt a Capital Budget /Program for the aforesaid fiscal year, pursuant to N.J.A.C. 5:31-2.2 for the following reason(s): \_\_\_\_\_

Officer's Signature:			
Name:	Thomas D. Gregg, Jr.		
Title:	Secretary		
Address:	397 Main Street Mantua, NJ 08051		
Phone Number:	856-468-1111	Fax Number:	856-464-0034
E-mail address			

# 2016 CAPITAL BUDGET/PROGRAM MESSAGE

## Mantua Township Utilities Authority

FISCAL YEAR: FROM: OCTOBER 1, 2016 TO: SEPTEMBER 30, 2017

1. Has each municipality or county affected by the actions of the authority participated in the development of the capital plan and reviewed or approved the plans or projects included within the Capital Budget/Program?

**The MUA has coordinated the Streets Program portion of the plan with the Township. The County part of this question is not applicable.**

2. Has each capital project/project financing been developed from a specific capital improvement plan or report; does it include full lifecycle costs; and is it consistent with appropriate elements of Master Plans or other plans in the jurisdiction(s) served by the authority?

**The engineer is in the design stage of all included projects, where necessary.**

3. Has a long-term (10-20 years) infrastructure needs assessment or other capital plan with a horizon beyond six years been prepared?

**Yes, the MUA has developed such an assessment.**

4. Describe the projected impact of the proposed capital projects, including impact on the schedule of rates, fees, and service charges and the impact on current and future year's schedules.

**The proposed program is not anticipated to have an impact on user charges in the proposed budget year or future years.**

5. Please indicate which capital projects/project financings are being undertaken in the Metropolitan or Suburban Planning Areas as defined in the State Development and Redevelopment Plan.

**N/A**

6. Please indicate which capital projects/project financings are being undertaken within the boundary of a State Planning Commission-designated Center and/or Endorsed Plan and if the project was included in the Plan Implementation Agenda for that Center/Endorsed Plan.

**N/A**

*Add additional sheets if necessary.*



# 5 Year Capital Improvement Plan

## MANTUA TOWNSHIP MUNICIPAL UTILITIES AUTHORITY

For the Period October 1, 2016 to September 30, 2017

	Estimated Total Cost	Fiscal Year Beginning in				
		Current Year Proposed Budget	2017	2018	2019	2020
<b>SEWER</b>						
Utility Trucks	\$ 100,000	\$ 65,000				\$ 35,000
System Additions	35,000	35,000				
Equipment	15,000	15,000				
Computer Upgrades	36,000	36,000				
<b>Total</b>	<b>186,000</b>	<b>151,000</b>	-	-	-	<b>35,000</b>
<b>WATER</b>						
Utility Trucks	100,000	65,000				35,000
Rehab of Water System	1,190,000	1,190,000				
Water Wells Rehab	1,424,000	1,424,000				
Other Capital Additions	259,000	259,000				
<b>Total</b>	<b>2,973,000</b>	<b>2,938,000</b>	-	-	-	<b>35,000</b>
<b>N/A</b>						
Project A Description	-	-				
Project B Description	-	-				
Project C Description	-	-				
Project D Description	-	-				
<b>Total</b>	<b>-</b>	<b>-</b>	-	-	-	-
<b>N/A</b>						
Project A Description	-	-				
Project B Description	-	-				
Project C Description	-	-				
Project D Description	-	-				
<b>Total</b>	<b>-</b>	<b>-</b>	-	-	-	-
<b>N/A</b>						
Project A Description	-	-				
Project B Description	-	-				
Project C Description	-	-				
Project D Description	-	-				
<b>Total</b>	<b>-</b>	<b>-</b>	-	-	-	-
<b>N/A</b>						
Project A Description	-	-				
Project B Description	-	-				
Project C Description	-	-				
Project D Description	-	-				
<b>Total</b>	<b>-</b>	<b>-</b>	-	-	-	-
<b>TOTAL</b>	<b>\$ 3,159,000</b>	<b>\$ 3,089,000</b>	<b>\$ -</b>	<b>\$ -</b>	<b>\$ -</b>	<b>\$ 70,000</b>

Project descriptions entered on Page CB-3 will carry forward to Pages CB-4 and CB-5. No need to re-enter project descriptions above.

## 5 Year Capital Improvement Plan Funding Sources

### MANTUA TOWNSHIP MUNICIPAL UTILITIES AUTHORITY

For the Period    October 1, 2016                      to                      September 30, 2017

	Estimated Total Cost	Funding Sources			
		Unrestricted Net Position Utilized	Renewal & Replacement Reserve	Debt Authorization	Capital Grants Other Sources
<i>SEWER</i>					
Utility Trucks	\$ 100,000		\$ 100,000		
System Additions	35,000		35,000		
Equipment	15,000		15,000		
Computer Upgrades	36,000		36,000		
Total	186,000	-	186,000	-	-
<i>WATER</i>					
Utility Trucks	100,000		100,000		
Rehab of Water System	1,190,000		50,000	1,140,000	
Water Wells Rehab	1,424,000			1,424,000	
Other Capital Additions	259,000		259,000		
Total	2,973,000	-	409,000	2,564,000	-
<i>N/A</i>					
Project A Description	-				
Project B Description	-				
Project C Description	-				
Project D Description	-				
Total	-	-	-	-	-
<i>N/A</i>					
Project A Description	-				
Project B Description	-				
Project C Description	-				
Project D Description	-				
Total	-	-	-	-	-
<i>N/A</i>					
Project A Description	-				
Project B Description	-				
Project C Description	-				
Project D Description	-				
Total	-	-	-	-	-
<i>N/A</i>					
Project A Description	-				
Project B Description	-				
Project C Description	-				
Project D Description	-				
Total	-	-	-	-	-
<b>TOTAL</b>	\$ 3,159,000	\$ -	\$ 595,000	\$ 2,564,000	\$ -
Total 5 Year Plan per CB-4	\$ 3,159,000				
Balance check		-			

- If amount is other than zero, verify that projects listed above match projects listed on CB-4.

Project descriptions entered on Page CB-3 will carry forward to Pages CB-4 and CB-5. No need to re-enter project descriptions above.

**Mantua Twp. MUA** 397 Main St. Mantua NJ 08051  
 Phone: 856-468-1111 Fax: 856-464-0034

**Table of Contents**

<u>Connection Charges</u>	<u>Excess Water Consumption Rates</u>
<u>Sewer Service Charges</u>	<u>Fire Protection Fees</u>
<u>Water Service Charges</u>	<u>Irrigation Charges</u>
<u>Connection Fee Installment Plan</u>	<u>Miscellaneous</u>
<u>Senior Citizen Charges</u>	

**Connection Charges:**

↪ **Sewer:**

\$900.00 each DCU (Domestic Consumer Units) as listed under Schedule 1 in Section 21 of the Rules and Regulations.

↪ **Water:**

\$1,600.00 each DCU (Domestic Consumer Units) as listed under Schedule 4 in Section 21 of the Rules and Regulations.

**Sewer Service Charges:** 🏠

↪ **Residential**

Sewer connections shall be charged at an annual rate of \$368.00 per Domestic Consumer Unit payable at three months intervals (\$92.00 per quarter).

↪ **Senior Citizen/Permanently & Totally Disabled Persons** shall be charged at an annual rate of \$228.00 per Domestic Consumer Unit payable at three month intervals. (\$57.00 per DCU – per quarter)

↪ **Non-residential**

Sewer connections shall be charged at an annual rate of \$368.00 per Domestic Consumer Unit payable at three months intervals (\$92.00 per quarter).

**Water Service Charges:** 🏠

Size of Meter	Minimum Charge per Quarter	Consumption Allowance per quarter
5/8 or 5/8" x 3/4"	\$45.00	8,000
3/4"	\$58.91	11,000
1"	\$90.79	16,000
1-1/2"	\$169.35	36,000
2"	\$263.97	57,000
3"	\$514.36	139,000
4"	\$765.87	246,000
6"	\$2,281.35	882,000
8"	\$4,050.00	1,544,000





**Consumption Charges:**

Rate per 1,000 Gallons	From	To
\$4.30	1	16,000
\$4.90	16,000	36,000
\$5.85	36,000	56,000
\$6.75	56,000	106,000
\$7.70	106,000	150,000
\$8.60	150,000	500,000
\$9.50	500,000	1,000,000
\$10.45	1,000,000	and over

↳Billing for Irrigation:

Meters shall be in a pit as per Section 8.10.4 and will be read two (2) times per year. Bills will be rendered two (2) times per year.

**Fire Protection Fees** 

**Connection Fee = \$1,600.00 - 1Unit (Any Size)**

Type of Service	Annual Charge
3" Sprinkler Line	\$ 412.00
4" Sprinkler Line	\$ 735.00
6" Sprinkler Line	\$ 1,650.00
8" Sprinkler Line	\$ 2,950.00
10" Sprinkler Line	\$ 4,590.00
12" Sprinkler Line	\$ 6,620.00
Private Fire Hydrant (each)	\$ 64.00

**There is a \$20.00 Application Fee if not part of a Project.**

**Connection Fee Installment Plan** 

↳Water & Sewer

Instances where owners of existing residential properties, upon receipt of written notice from the Authority, are obligated to connect to the Authority's water and/or sewer systems, the owner may elect to defer the payment of the Water Connection Fee and/or the Sewer

If so notified in writing of the owner's election, the Authority will bill the connection fees thus deferred, with no interest, on a monthly basis for Sixty (60) consecutive months. The monthly payment shall be an amount that is equal to one Sixtieth (1/60) of the deferred connection fee.

If funds are available, the Authority may, when it deems appropriate, purchase limited blocks of sewer connections fees from the Gloucester County Utilities Authority for re-sale to owners of existing residential properties. In such a case, the owner may elect to defer the payment of the County Sewer Connection Fee over a period of the same sixty (60) months from the due date, without interest, in sixty (60) equal monthly installments.

Any monthly bill unpaid after thirty (30) days of presentation shall be classified as delinquent. Any monthly bill unpaid after ninety (90) days shall subject the account to discontinuance of the Installment Plan and the remaining outstanding balance of the Connection Fee shall become due and payable in full, after not less than five (5) days written notice.

If a bill is not paid within thirty (30) days of the date of billing, the interest rate per month shall be the maximum amount allowed by statute.

**Miscellaneous** 

Pool Filling Charge - Service Fee - \$20.00 plus actual consumption water based upon pool dimensions.

**Meter Service** 

- Service charge for repair to tampered meter
  - \$20.00 first offense
  - \$50.00 each subsequent offense
- Test of meter at the customer's request
  - \$20.00 for meters having an outlet not exceeding 1 inch
  - \$120.00 per inch for other water service meters larger than 1 inch in diameter

**Sprinkling Systems** 

- \$20.00 Inspection Fee
- \$50.00 Deposit (See Section 8.9.2)

**Construction** 

- Water for building purposes shall be metered and charged \$2.80 per 1,000 gallons.

**Turn On/Off Fee** 

- at Customer's Request - \$ 25.00 during Authority Business Hours
- at Customer's Request - \$150.00 after Authority Business Hours

**Delinquent Fees** 

- Turn-on fee following shut-off for delinquency: \$50.00
- Bad Check Charge for checks issued at time of shut-off and said check returned by bank - \$25.00.



Quick Search  
 Enter CUSIP or Name

Home > Muni Search > Issuer Details > Issue Details

Issue Details

THE MANTUA TOWNSHIP MUNICIPAL UTILITIES AUTHORITY, NEW JERSEY

REVENUE BONDS, SERIES 2009 (NJ)

MANTUA TWP NJ MUN UTILS AUTH REV (NJ)\*

Dated Date: 08/27/2009

Underwriting Spread Amount: Disclosed in Official Statement

Closing Date: 08/27/2009

→ View issuer homepage<sup>Pilot</sup>: MANTUA TWP NJ MUN UTILS AUTH REV → See other issues by this issuer

Maturities and issue-related documents

View all maturities of an issue and download the official statement and other documents available from EMMA for this issue. Click on a CUSIP number for security-specific data, including trade price data.

- Securities
- Official Statement
- Continuing Disclosure
- Trade Activity

View continuing disclosure or advance refunding document, which provides important information about the security after initial issuance.

FINANCIAL INFORMATION & DOCUMENTS

Most Recent 2015 Audit: Mantua Township Municipal Utilities Authority for the year ended 09/30/2015 posted 08/08/2016 (1.3 MB) [details](#)

Collapse

Links to former NRMISIRS

For continuing disclosure documents produced prior to July 1, 2009, contact one of the following organizations:

- Bloomberg L.P.
- DPC Data
- Interactive Data Pricing and Reference Data Standard & Poor's

## Annual Financial Information and Operating Data

<a href="#">Mantua Township Annual Financial Statement (Unaudited) for the year ended 12/31/2015 posted 06/30/2016 (406 KB)</a>	<a href="#">details</a>
<a href="#">Mantua Township Continuing Disclosure Report for the year ended 12/31/2015 posted 06/30/2016 (95 KB)</a>	<a href="#">details</a>
<a href="#">2015 Operating Data: Mantua Township MUA for the year ended 09/30/2015 posted 04/29/2016 (81 KB)</a>	<a href="#">details</a>
<a href="#">Mantua Township Annual Financial Statement (Unaudited) for the year ended 12/31/2014 posted 06/30/2015 (384 KB)</a>	<a href="#">details</a>
<a href="#">Mantua Township Continuing Disclosure Report for the year ended 12/31/2014 posted 06/30/2015 (975 KB)</a>	<a href="#">details</a>
<a href="#">Mantua Township Annual Report for the year ended 06/30/2013 posted 11/05/2014 (204 KB)</a>	<a href="#">details</a>
<a href="#">Mantua Township Annual Report for the year ended 12/31/2012 posted 11/05/2014 (726 KB)</a>	<a href="#">details</a>
<a href="#">Mantua Township Annual Report for the year ended 12/31/2009 posted 11/05/2014 (477 KB)</a>	<a href="#">details</a>
<a href="#">Mantua Township Annual Report for the year ended 12/31/2010 posted 11/05/2014 (202 KB)</a>	<a href="#">details</a>
<a href="#">Mantua Township Annual Report for the year ended 12/31/2011 posted 11/05/2014 (231 KB)</a>	<a href="#">details</a>

## Audited Financial Statements or CAFR

<a href="#">2015 Audit: Mantua Township Municipal Utilities Authority for the year ended 09/30/2015 posted 08/08/2016 (1.3 MB)</a>	<a href="#">details</a>
<a href="#">The Mantua Township Municipal Utilities Authority for the year ended 09/30/2015 posted 08/02/2016 (1.3 MB)</a>	<a href="#">details</a>
<a href="#">2010 Audit: Mantua Township MUA for the year ended 09/30/2010 posted 09/18/2015 (1 MB)</a>	<a href="#">details</a>
<a href="#">The Mantua Township Municipal Utilities Authority for the year ended 09/30/2014 posted 05/08/2015 (1.3 MB)</a>	<a href="#">details</a>
<a href="#">Mantua Township 2013 Audit for the year ended 12/31/2013 posted 11/05/2014 (1.4 MB)</a>	<a href="#">details</a>
<a href="#">Mantua Township Municipal Utilities Authority for the year ended 09/30/2013 posted 09/26/2014 (2.1 MB)</a>	<a href="#">details</a>
<a href="#">Mantua Township Municipal Utilities Authority for the year ended 09/30/2012 posted 06/24/2013 (1.9 MB)</a>	<a href="#">details</a>
<a href="#">Mantua Township Municipal Utilities Authority Report of Audit for the year ended 09/30/2011 posted 06/19/2012 (1.2 MB)</a>	<a href="#">details</a>
<a href="#">Report of Audit for the year ended 09/30/2009 posted 08/12/2010 (1.7 MB)</a>	<a href="#">details</a>

## Failure to Provide Annual Financial Information

<a href="#">Failure to File Notice for the period from 10/01/2008 to 09/30/2014 posted 09/21/2015 (3 KB)</a>	<a href="#">details</a>
<a href="#">Mantua Township Failure to Timely File for the period from 12/31/2009 to 12/31/2013 posted 11/06/2014 (7 KB)</a>	<a href="#">details</a>
<a href="#">Mantua Township for the year ended 12/31/2013 posted 08/14/2014 (33 KB)</a>	<a href="#">details</a>
<a href="#">Mantua Township Municipal Utilities Authority for the year ended 09/30/2013 posted 08/14/2014 (33 KB)</a>	<a href="#">details</a>
<a href="#">MANTUA TOWNSHIP MUNICIPAL UTILITIES AUTHORITY for the year ended 09/30/2009 posted 05/13/2010 (15 KB)</a>	<a href="#">details</a>

## EVENT NOTICES

Collapse ▲

**Most Recent** [Notice of Previous Rating Change: AGC dated 09/18/2015 posted 09/18/2015 \(18 KB\)](#) [details](#)

## Bond Call

<a href="#">Event Filing as of 08/02/2014 posted 08/01/2014 (97 KB)</a>	<a href="#">details</a>
<a href="#">Event Filing as of 08/02/2013 posted 08/01/2013 (102 KB)</a>	<a href="#">details</a>
<a href="#">Event Filing as of 08/01/2012 posted 08/01/2012 (35 KB)</a>	<a href="#">details</a>

## Failure to Provide Event Filing Information

<a href="#">Notice of Previous Rating Change: AGC dated 09/18/2015 posted 09/18/2015 (18 KB)</a>	<a href="#">details</a>
--	-------------------------

## Rating Change

<a href="#">Notice of Previous Rating Change: AGC dated 09/18/2015 posted 09/18/2015 (18 KB)</a>	<a href="#">details</a>
<a href="#">Mantua Township Municipal Utilities Authority dated 01/23/2013 posted 01/23/2013 (20 KB)</a>	<a href="#">details</a>
<a href="#">Event Filing dated 12/15/2011 posted 12/15/2011 (21 KB)</a>	<a href="#">details</a>

**NOTICE:** \* CUSIP numbers and certain related descriptive information are copyrighted by the [American Bankers Association \(ABA\)](#) and are used with permission from the [CUSIP Service Bureau](#) managed on behalf of the ABA by Standard & Poor's. © 2016 ABA See [EMMA's Terms and Conditions of Use](#) for a description of proprietary rights in and restrictions on use of such data. "CUSIP" is a registered trademark of ABA.



**[About EMMA](#) [Sitemap](#) [Privacy Policy](#) [Terms of Use](#) [MSRB.org](#) [MSRB Systems Status](#)**

© 2016 Municipal Securities Rulemaking Board (MSRB)

EMMA is a service of the Municipal Securities Rulemaking Board, which protects investors, state and local governments, and the public interest. Portions of EMMA data provided by Standard & Poor's Securities Evaluations, Inc., CUSIP Service Bureau & American Bankers Association.

Ratings data are provided by the following and are reprinted with permission, and copyright notices for the respective owners are as follows:  
Copyright © 2016, Fitch, Inc. All rights reserved. Copyright © 2016, Kroll Bond Rating Agency, Inc., and/or its licensors and affiliates (together, "KBRA"). All rights reserved. Copyright © 2016, Moody's Corporation, Moody's Investors Service, Inc., Moody's Analytics, Inc. and/or their licensors and affiliates (collectively, "MOODY'S"). All rights reserved. Copyright © 2016, Standard and Poor's Financial Services LLC. All rights reserved.